

# neogen.com

Online Ordering User Guide

# Index

- [Login or Register](#)
- [Register Your Neogen® Existing Account](#)
- [Register a New Account](#)
- [Account Navigation](#)
- [Product Search](#)
- [Certificates, SDS, and Technical Documents](#)
- [Multiple Methods to Purchase Products & Services](#)
- [Product Catalog](#)
- [Shopping Cart & Checkout](#)
- [Contact Support](#)

# Introduction

This guide provides an overview of neogen.com and will help you navigate and understand the site.


After reviewing the document, you will:

- Understand the major features and services offered by neogen.com
- Know how to order products
- Know how to view your order status
- Know where to find help

**Notice:** This user guide is for neogen.com registered users. Features shown within this user guide may not be available in all countries and all users may not have access to all options. Some functions may be limited depending upon the user security role.

# Navigate Our Site

# Confirm Country and Language



The screenshot shows the Neogen logo at the top left. Below it is a globe icon followed by the text "Confirm Country and Language". A message states: "Based on your location and browser preferences, we think this is how you want to view the website." Below this, it says "United States - English". There are two buttons: a green "Continue to Site" button and a white "Change preferences" button. The "Continue to Site" button is highlighted with a red box. Below the buttons, it says "Did we miss the mark" followed by the "Change preferences" button.

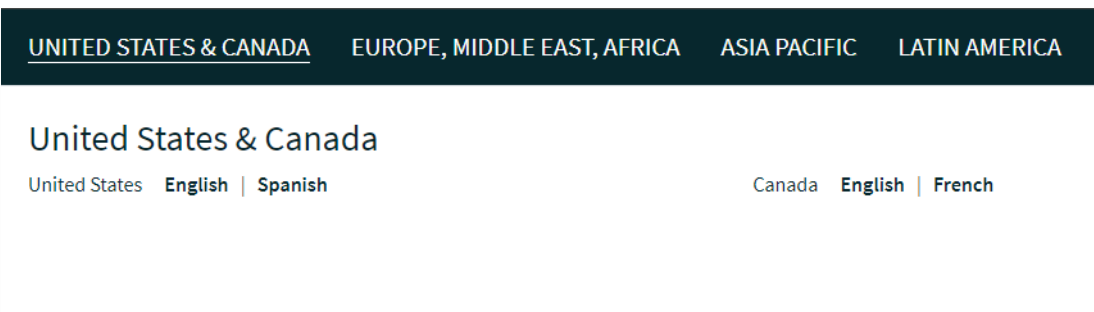
Upon first visiting the site you will be asked to confirm your country and language, this determines what content, products, and currencies are available to you.

## Confirm Your Country and Language

If the correct country and language are displayed, select "Continue to Site".

## Change Preferences

To select a different country or language, select "Change preferences" for a list of available countries and languages. If you need to change your country or language after selection, use the translate and country options in the upper right of the site header.

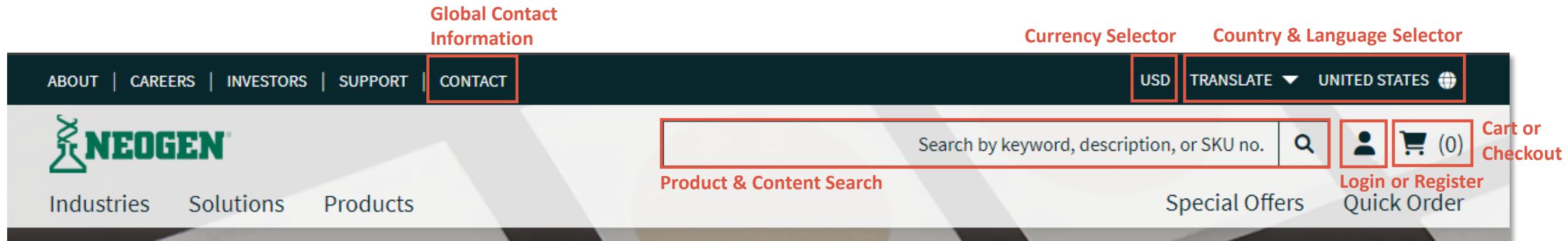


The screenshot shows a dark blue header with four navigation options: "UNITED STATES & CANADA", "EUROPE, MIDDLE EAST, AFRICA", "ASIA PACIFIC", and "LATIN AMERICA". Below the header, the text "United States & Canada" is displayed. Underneath, there are two sets of language options: "United States English | Spanish" and "Canada English | French".



The screenshot shows a dark blue header with two navigation options: "TRANSLATE" with a downward arrow and "UNITED STATES" with a globe icon.

# Website Header



## Global Contact Information

Have a question? Use our [Contact page](#) to get in touch.

## Currency Selector

The currency selector displays the default currency for the country selected and provides additional currency options where available.

## Translate

Use the translate drop-down to translate the website into languages not available natively in the Country & Language selector.

## Country & Language Selector

Use the globe icon to tailor your experience to your country and language.

## Product & Content Search

Use the search bar to find specific products or content articles.

## Login or Register\*

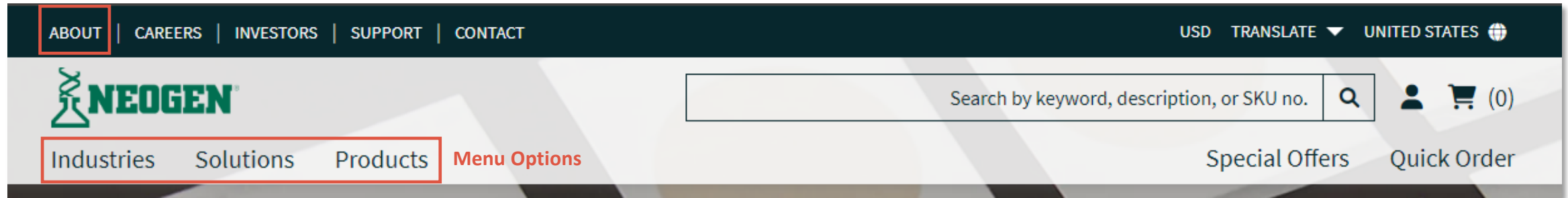
Use the user icon to login or register.

## Cart or Checkout\*

Use the cart icon to view your full cart or proceed to checkout.

*\*Features shown on this page may not be available in all countries and users may not have access to all options.*

# Website Header



## About

Visit our About page to read about our company history, leadership, mission, and more.

## Industries

View our Industries pages to see how we support businesses across the food and animal industries, and beyond.

## Solutions


Browse our solution pages to learn about Neogen's portfolio and help you navigate to products that fit your needs.

## Products

Use our product category pages to filter and find products you're interested in under a particular category.

# Login and Registration

# Login or Register

 Select the user icon, to login or register your account.

## Login

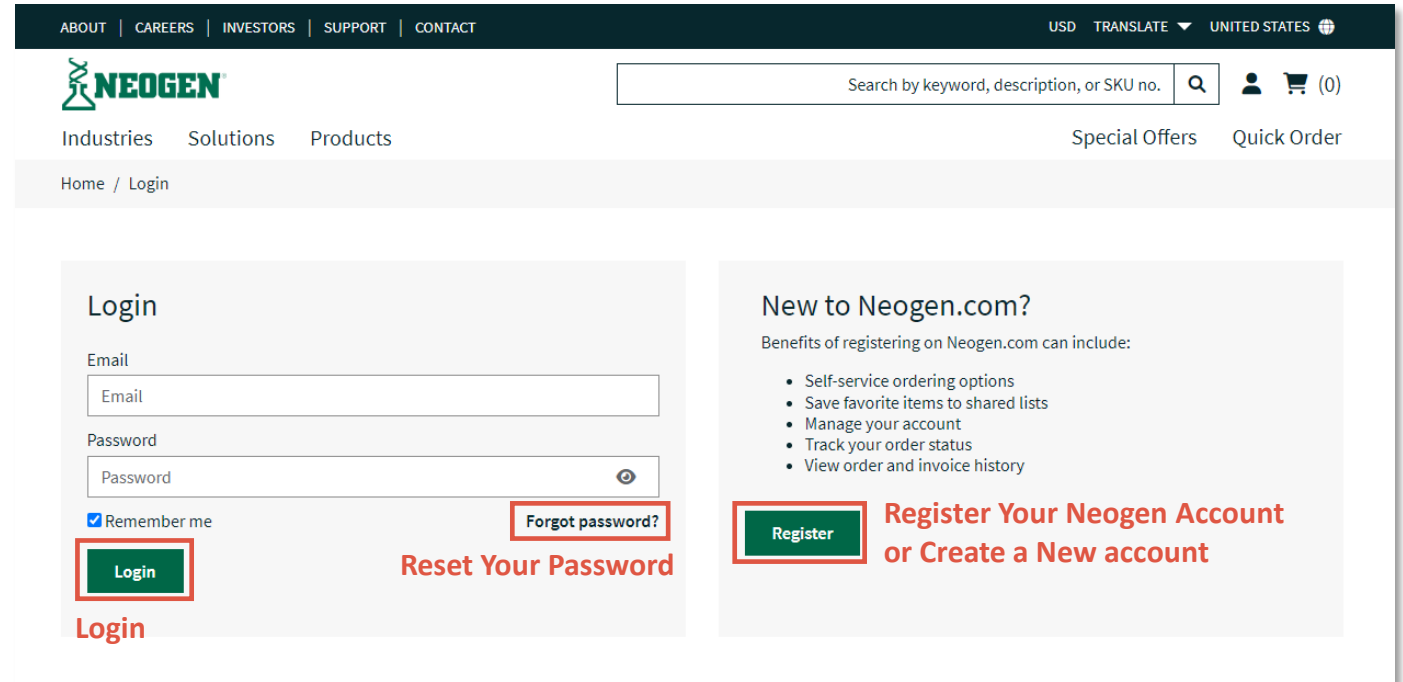
If you are already registered on neogen.com, login by entering your email and password credentials on the left.

## Forgot Password




If you forgot your password or are having trouble logging in, try resetting your password by selecting "Forgot password?" and submitting your email.

## Register\*

If you are new to neogen.com, select register to get set-up. You will be asked about your previous purchases from Neogen. This determines whether you are registering your existing Neogen account or creating a new account.



ABOUT | CAREERS | INVESTORS | SUPPORT | CONTACT USD TRANSLATE UNITED STATES

 Search by keyword, description, or SKU no.   (0)

Industries Solutions Products Special Offers Quick Order

Home / Login

### Login

Email

Password

Remember me [Forgot password?](#)

[Reset Your Password](#)

### New to Neogen.com?

Benefits of registering on Neogen.com can include:

- Self-service ordering options
- Save favorite items to shared lists
- Manage your account
- Track your order status
- View order and invoice history

[Register Your Neogen Account or Create a New account](#)

*\*Features shown on this page may not be available in all countries and users may not have access to all options.*

# Register Your Existing Neogen Account\*

If you or your company have previously purchased products directly from Neogen, select the yes radio option. You will be prompted to enter your account number and a previous order or invoice number. This enables us to connect you to your Neogen account, allowing you to access your customer pricing, addresses, and order history.

## Account Number

Your account number can be located on a previous order confirmation, packing slip, or invoice. Account numbers are 6 characters (e.g., ABC123) or 8 digits (e.g., 12345678).

### Register Your Account

Online registration is currently enabled for customers located in the United States and Canada. If you are located outside of these countries, please **contact us** directly with any inquiries.

First Name*	Last Name*
<input type="text"/>	<input type="text"/>
Email*	Phone*
<input type="text"/>	<input type="text"/>
Company	Industry*
<input type="text"/>	Select Industry ▼
Password* ⓘ	Confirm Password*
<input type="password"/>	<input type="password"/>

Have you or your company bought Neogen products before?

Yes ⓘ

No ⓘ

Please provide your Neogen account number and a previous invoice or order number to be connected to your account and gain access to your customer pricing, addresses and order history.

Account Number* ⓘ	Previous Order or Invoice Number* ⓘ
<input type="text"/>	<input type="text"/>

**Neogen Account Information**

\*Features shown on this page may not be available in all countries and users may not have access to all options.

# Register a New Account\*

If you or your company haven't purchased directly from Neogen before, select the "No" radio option and fill out the billing and shipping details to create a new account.

## Country

Select the country you would like to ship products to; this determines what content, products, and currencies are available to you.

Have you or your company bought Neogen products before?

Yes ⓘ

No ⓘ

---

### Billing Address

Address 1*	Address 2
<input type="text"/>	<input type="text"/>
City*	Country*
<input type="text"/>	<input type="text" value="Select Country"/>
State/Province*	Postal Code*
<input type="text" value="Select State/Province"/>	<input type="text"/>
Billing Email*	Billing Phone*
<input type="text"/>	<input type="text"/>

Shipping Address same as Billing Address

### Shipping Address

Address 1*	Address 2
<input type="text"/>	<input type="text"/>
City*	Country*
<input type="text"/>	<input type="text" value="Select Country"/>
State/Province*	Postal Code*
<input type="text" value="Select State/Province"/>	<input type="text"/>
Shipping Email (optional)	Shipping Phone (optional)
<input type="text"/>	<input type="text"/>

---

### Country

Country* ⓘ	Currency*
<input type="text" value="United States"/>	<input type="text" value="USD"/>

\*Features shown on this page may not be available in all countries and users may not have access to all options.

# My Account

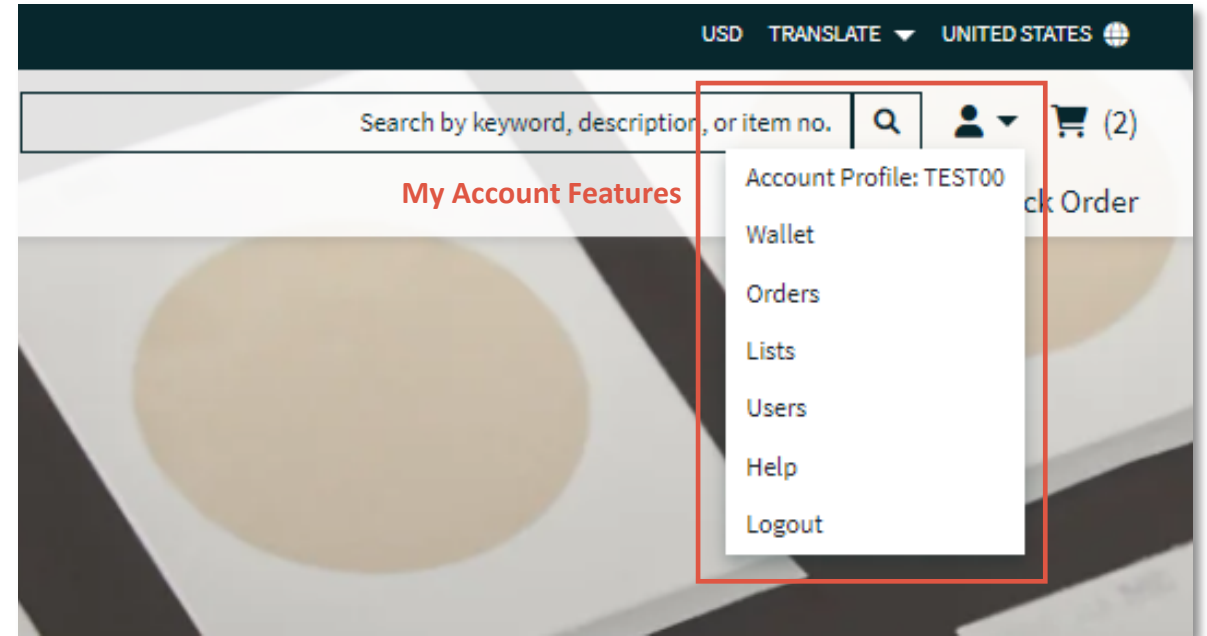
# Account Navigation

## My Account

When you log into the site, the user icon updates to show the account selected and provide access to your account information.

### Options include:

- Account Profile: Account Information & Addresses
- Wallet: Manage Credit Cards & Tax Exemptions\*
- Orders: View Order History & Invoices\*
- Lists: Products You've Favorited
- Users: Add & Manage Users\*
- Help: Online Order Help Resources
- Logout



*\*Features shown on this page may not be available in all countries and users may not have access to all options.*

# My Account: Profile

## Selected Account

You can view your account information and switch between accounts, if you have access to multiple accounts.

## Billing & Shipping Address\*

You can view your addresses and add additional shipping addresses.

Selected Account

The screenshot displays the 'My Account: Profile' page with a dark navigation bar containing 'PROFILE', 'WALLET', 'ORDERS', 'LISTS', and 'USERS'. Below the navigation bar is a help link: 'Need help managing your account? Visit the help page for user guides and other resources.' The main content area is divided into several sections:

- Selected Account:** A box containing account details: Account Name, Account Number(s), Country: United States, and Currency: USD.
- Need to change your password?:** A form with fields for Old Password, New Password, and Confirm New Password, accompanied by a password strength indicator and an 'Update' button.
- Contact Information:** A form with fields for First Name, Last Name, Email, and Phone, with an 'Update' button.
- Billing Addresses:** A table with columns for Address 1, Address 2, City, State/Province, Postal Code, Country, Phone, and Email. It shows one address entry.
- Shipping Addresses:** A table with the same columns as the Billing Addresses table, plus a '+ Add Address' button. It shows one address entry.

Billing Address

Shipping Address

*\*Features shown on this page may not be available in all countries and users may not have access to all options.*

# My Account: Wallet\*

## Cards

You can add, edit, or delete your credit cards in this section. Your credit cards are secured by Braintree, a PayPal service.

## Tax Exemption Certificates

You can also manage your tax exemption certificates under your wallet. Click "Add New" to upload or create a new certificate for your account. Please allow one to two business days for tax-certificates to be approved before placing your order.

The screenshot displays the 'My Account: Wallet' interface. At the top, there is a navigation bar with tabs for 'PROFILE', 'WALLET', 'ORDERS', 'LISTS', and 'USERS'. The 'WALLET' tab is selected. Below the navigation bar, the 'Cards' section is visible, showing a single card with the following details: 'Default', 'Ending in 1111', 'Visa', and 'Expiration 10/2027'. There are edit and delete icons for this card, and a '+ Add New Card' button. To the right of the card list, there is a red label 'Cards'. Below the 'Cards' section, the 'Tax Exemption Certificates' section is visible. It features a table with columns for 'State', 'Signed', 'Expiration', 'Status', and 'Action'. There is an 'Add New' button in the top right corner of this section. The table contains three rows of data:

State	Signed	Expiration	Status	Action
Florida	June 06, 2021	December 31, 2021	Expired	View
Colorado	June 07, 2022	December 31, 9999	Valid	View
Illinois	June 10, 2022	June 10, 2025	Valid	View

To the right of the table, there is a red label 'Tax Exemption Certificates'.

\*Features shown on this page may not be available in all countries and users may not have access to all options.

# My Account: Orders\*

## Search

Search by order, invoice, or SKU number to find an order.

## Filter & Export

Use the "Order Placed In" date filter and "Export" tool to download a report of your order history by line item.

## View Receipt

Click "View Receipt" to view and print your order confirmation.

## View Invoice

Click "View Invoice" to view and print the invoice for your order.

## Track Shipment

Click the "Track Shipment" button to be directed to the carrier's website and check the status of your shipment.



The screenshot displays the 'My Account: Orders' interface. At the top, there is a dark navigation bar with tabs for 'PROFILE', 'WALLET', 'ORDERS', 'LISTS', and 'USERS'. Below this, a light gray banner contains the text: 'Need help managing your account? Visit the help page for user guides and other resources.'

The main content area is titled 'Orders'. It features a search bar with a magnifying glass icon and a dropdown menu for 'Orders Placed In' set to 'Last 3 Months'. An 'Export' button with a download icon is located to the right. Below the search area, the text 'Search Order History' is displayed.

A table lists order details with columns: 'Order Number', 'Order Status', 'Order Date', 'Order Total', 'Placed', and 'Ship To'. The first row shows a submitted order from Dec 21, 2023, for a total of \$5,439.42, with a status of 'Offline'. To the right of the table are 'View Receipt' and 'Reorder' buttons.

Below the table, it states 'Requested Future Shipping Date: Thursday, December 21' with a note: '\*Availability is subject to change between today and your requested future shipping date.' Below this, it indicates 'Shipment 1 of 2' and 'Shipped Monday, January 22'. To the right are 'View Invoice', 'View Packing List', and 'Track Shipment' buttons.

The table lists two items:

Item	Qty	Unit Price	Subtotal	Reorder Item
 3M™ Petrifilm® High-Sensitivity Coliform Count Plates - 50 plates SKU No. 700002119	3			<a href="#">Reorder Item</a>
 3M™ Petrifilm® Staph Express Count Plates - 500 plates SKU No. 700002231	1			<a href="#">Reorder Item</a>

# My Account: Users

Only users with admin privileges have access to manage users on the account.

## Create New User

Select "Add User" to create a new user and select which account they have access to. They will receive an email to set their password.

## Manage User

You can lock, send a reset password email, edit, including admin privileges, delete, and update a user's account permissions through the user action icons.

Users

[Add User](#) [Create New User](#) Users shown are for: Test Account - Do Not Ship - TEST00

Last Name	First Name	Email	Phone	Admin	Action
User	Test	testuser@neogen.com	111-111-1111	Manage User	
Test	Test	testwebsite@neogen.com	000-000-0000	✓	
User	Test	testuser@neogen.com	000-000-0000	✓	

Page 1 of 1

# Find Product Information

# Product Search

## Search

The search bar is a quick way to find a specific product by a key word, phrase, SKU number, catalog number, or description. The search bar is complimented by an autocomplete feature to provide related suggestions.

## Filters

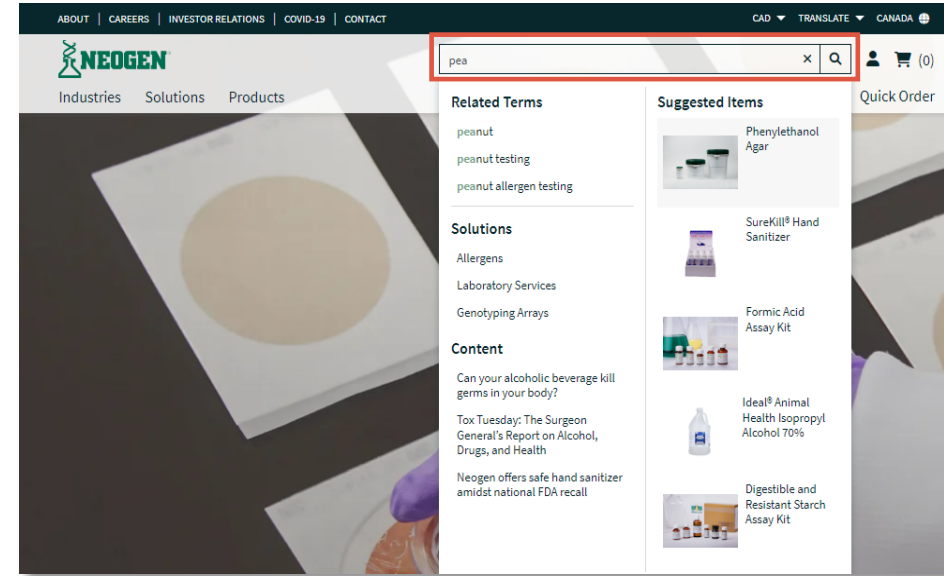
Use filters to narrow your search results by product attributes.

## Sort By

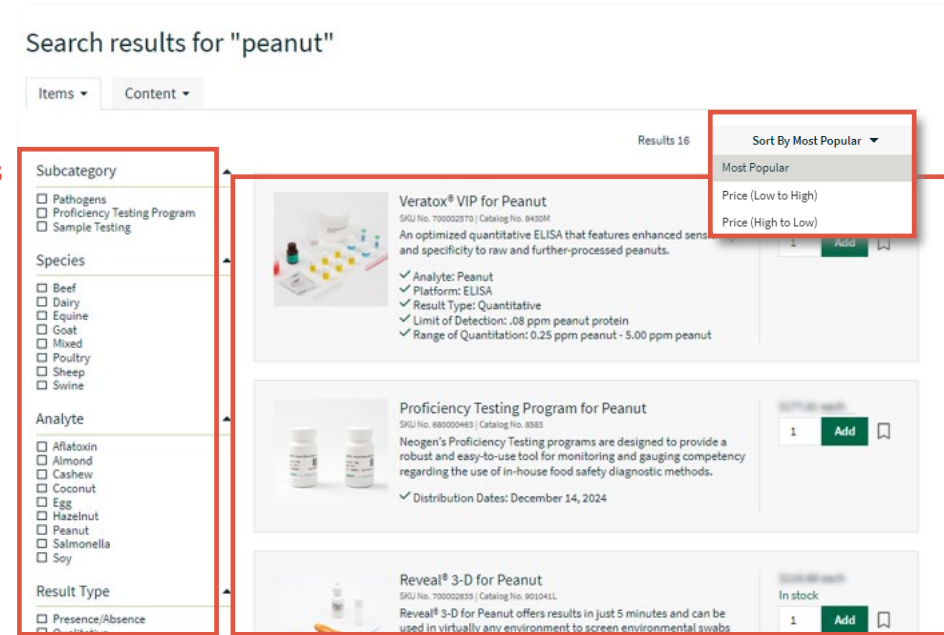
Use sort by to view products by popularity or price.

## Product Listing

Product details, availability, and pricing information related to your search are displayed here.



Search Bar & Auto-complete



Filters

Sort By Product Listing

# Find a Product in the Catalog

## Product Categories

You can browse products using our "Products" menu and utilize the filter options to narrow your results. You can also sort products by popularity, price, and alphabetically.

## Digital Catalogs

Downloadable pdf catalogs can be accessed from the Products menu.

The screenshot shows the Neogen website's navigation and product categories. At the top, there is a dark navigation bar with links for ABOUT, CAREERS, INVESTOR RELATIONS, COVID-19, and CONTACT. On the right side of this bar are links for USD, TRANSLATE, and UNITED STATES. Below the navigation bar is the Neogen logo and a search bar with the placeholder text "Search by keyword, description, or item no.". To the right of the search bar are icons for a user profile and a shopping cart containing 2 items. Below the search bar is a horizontal menu with "Industries", "Solutions", "Products" (highlighted with a red box), and "Product Categories". To the right of this menu are links for "Special Offers" and "Quick Order". The main content area is divided into three columns of product categories: "Diagnostics" (including Adulteration, Allergens, Dairy Residues, Laboratory Services, Life Science Research, Microbiology, Mycotoxins, Pathogens, Reagents for Immunoassays, Seafood Testing, Toxicology, and Veterinary Diagnostics), "Genomics" (including Bacterial Sequencing, Companion Animal Genetic Traits & Conditions, DNA Sequencing, Genotyping Arrays, Igenity® Profiles, Livestock Genetic Traits & Conditions, Parentage, Sampling Equipment, and Traceability & Blockchain Applications), and "Prevention & Mitigation" (including Animal Health, Environmental Monitoring, Insect Control, Rodent Control, Sanitation & Hygiene, Veterinary Instruments, and Water Treatment). Below these columns is a "Megazyme" section with links for Carbohydrate Research, Diagnostic & Research Enzymes, Enzyme Activity Analysis, Food Quality Control, and Nutritional Analysis. On the right side of the page, there are two promotional banners: "August Food Safety Webinar" with a "Register Now" button, and "Coordinated Insect Management" with a "Learn More" button. At the bottom of the page, there is a footer with icons and links for "How to Order", "Special Offers", "Document Search", and "Digital Catalogs" (highlighted with a red box). The footer also contains the text "NEW PASSWORD" and "LOST PASSWORD".

# Product Detail Page

## Pricing & Ordering Information\*

You can view a product's price, availability, and purchase options in this section. List price is displayed when not logged in. You will be able to see your customer pricing after logging in.

## Product Details

Product description and specifications are displayed under Specifications.

**Raptor® Integrated Analysis Platform**

Raptor® Integrated Analysis Platform

SKU No. 700002783 | Catalog No. 9680

- Running up to three samples independently and simultaneously enables higher throughput of results.
- With the Raptor®, fewer steps are required, and user influence over critical parameters is removed. Break the routine while the Raptor controls timing, temperature, flow, and documentation.
- Users can seamlessly integrate testing data into their processes, and quickly set up exporting options.

Learn more ▶

**Pricing & Ordering Information**

Specifications    RELATED PRODUCTS    DOCUMENTS    TRAINING & SUPPORT

The Raptor® Integrated Analysis Platform is a lateral flow test strip reader with built-in incubation. The Raptor provides an easy way to objectively analyze and store the results of Neogen®'s lateral flow tests. Raptor is capable of analyzing up to three samples independently and simultaneously, provided they are set to the same incubation temperature and time. Raptor can be used with Neogen's BetaStar® Advanced, BetaStar S, Reveal® Q+ Aflatoxin, Reveal Q+ Fumonisin, Reveal Q+ DON, and Reveal Q+ MAX test kits.

Specifications	
Brand	Raptor®
Platform	Lateral Flow
Display Size	4.3"
Display Type	TFT-LCD capacitive touchscreen
Display Resolution	480 x 272
Power Requirement	Main input to the power supply: 100-240V~, 50/60 Hz, 1.7A Input to the device: 12V DC, 40 W
Volts	12 volt DC, 40 W
Quantity per Package	1 instrument
Package Dimensions	11.10 in x 11.00 in x 5.50 in
Item Weight	0.48 kg
Package Weight	3.60 lb

**Product Details**

# Product Detail Page

## Related Products

Additional products that may be of interest, such as instruments, accessories, etc. You can view them and add to your cart from here.

## Product Documents

Important product documents, such as forms, kit inserts, technical specification sheets, labels, safety data sheets (SDS), etc.

## Training & Support

Links to training and support options are available, including self-service videos.

The screenshot displays a product detail page with a dark green header containing four navigation tabs: SPECIFICATIONS, RELATED PRODUCTS, DOCUMENTS, and TRAINING & SUPPORT. The RELATED PRODUCTS tab is active, showing a carousel of four items: an Adapter, Power Cord for Raptor (SKU No. 700004079, Catalog No. 9688), Printer Paper, Raptor (SKU No. 700004068, Catalog No. 9688), a Raptor Printer (SKU No. 700004067, Catalog No. 9687), and Raptor 400uL Exact Volume (SKU No. 700002787, Catalog No. 9682). Each item has an 'Add' button. Below this is a 'Documents' section with a search bar and dropdown menus for 'Brochure' and 'Procedures'. The 'Training' section includes a video player for 'Raptor Instrument Connectivity Using Real-Time D...' and a 'Virtual Training' link. The 'Support' section features 'Get in Touch' and 'LabLive Remote Support' buttons. A 'Validation' section at the bottom provides information on contacting support for validation reports.

Related Products

Product Documents

Training & Support

# Certificates, SDS, and Technical Documents

Our technical document library is linked in the footer of the site and Products menu.

## Certificates Search

Search by Lot or Serial Number to find the Certificate of Analysis for products.

## Product Technical Document Search

Search by product name or SKU number to find SDS, product kit inserts, technical specification sheets, and other documents.

The screenshot displays the Neogen website's navigation and search interface. At the top, there are links for ABOUT, CAREERS, INVESTOR RELATIONS, COVID-19, and CONTACT. A search bar is located in the top right corner. Below the navigation, the 'Products' menu is expanded, showing categories such as Diagnostics, Genomics, and Enzyme Activity Analysis. The 'Document Search' section is highlighted with a red box and an arrow pointing to the search options. The footer contains the Neogen logo, corporate office information, support links (with 'Certificates of Analysis', 'Safety Data Sheets', and 'Technical Documents' highlighted in a red box), and NeoCenter resources.

ABOUT | CAREERS | INVESTOR RELATIONS | COVID-19 | CONTACT

CAD | TRANSLATE | CANADA

NEOGEN

Search by keyword, description, or item no.

Industries Solutions Products Special Offers Quick Order

**Diagnostics**  
Adulteration  
Allergens  
Dairy Residues  
Laboratory Services  
Life Science Research  
Microbiology  
Mycotoxins  
Pathogens  
Reagents for Immunoassays  
Seafood Testing  
Toxicology  
Veterinary Diagnostics

**Genomics**  
Bacterial Sequencing  
Companion Animal Conditions  
DNA Sequencing  
Genotyping Arrays  
Igenity® Profiles  
Livestock Genotyping  
Parentage  
Sampling Equipment  
Traceability & BI

**Document Search**  
To find your technical product documents, please use the search boxes below. To search for Certificates of Analysis, Certificates of Calibration or Certificates of Conformance, please enter your lot or serial number using the Certificate Search. To search for safety data sheets (SDS), product inserts, or other documents, please search by item number or product name using the product technical document search.

**Certificate Search**  
Enter the lot or serial number as shown on the product label including dashes or characters.  
For Neogen Culture Media branded products, exclude the trailing non-numeric characters in your query (try US110822 instead of US110822H).  
For products with "Bulk" or "Device" lot number along with a "Fill" or "Kit" lot number defined on the product label, use the "Bulk" or "Device" lot number in your query.

**Product Technical Document Search**  
To find your SDS, product kit inserts, technical specification sheets, and other documents relating to Neogen® products, please search by item number or name.

Search by Lot or Serial Number

Search by Item Number or Name

Enzyme Activity Analysis  
Food Quality Control  
Nutritional Analysis

Coordinated Insect Management  
Learn More

How to Order Special Offers **Document Search** Digital Catalogs

NEOGEN

Corporate Office  
620 Lasher Place  
Lansing, MI 48912 USA  
800.234.5333 (USA)

Support  
Contact Us  
**Certificates of Analysis**  
**Safety Data Sheets**  
**Technical Documents**  
Credit Application  
Tax Exemption  
Give Feedback  
Hear From Us  
Unsubscribe

NeoCenter  
Blog  
Events  
Press Releases  
Resources  
Videos

Neogen  
About  
Careers  
Investor Relations  
Media  
Trademarks and Patents

# Certificates, SDS, and Technical Documents

## Search Results

On the search results page, you can filter by document type and language. Click on the document name to download.

Search Results For "peanut" Results: 214

**Document Types**

- Kit Insert
- Procedures
- Safety Data Sheet (SDS)

**Languages**

- Bulgarian - Bulgaria
- Chinese Simplified - China
- Chinese Traditional - Taiwan
- Croatian - Croatia
- Czech - Czech Republic
- Danish - Denmark
- Dutch - Belgium
- Dutch - Netherlands
- English - Australia
- English - Canada
- Show more...

Item Number	Name	Document Type	Language
8431	<b>Alert® for Peanut</b>	Safety Data Sheet (SDS)	Chinese Simplified - China
8431	Alert® for Peanut	Safety Data Sheet (SDS)	English - Australia
8431	Alert® for Peanut	Safety Data Sheet (SDS)	English - Canada
8431	Alert® for Peanut	Safety Data Sheet (SDS)	English - Great Britain
8431	Alert® for Peanut	Safety Data Sheet (SDS)	English - US
8431	Alert® for Peanut	Safety Data Sheet (SDS)	French
8431	Alert® for Peanut	Safety Data Sheet (SDS)	French - Canada
8431	Alert® for Peanut	Safety Data Sheet (SDS)	German
8431	Alert® for Peanut	Safety Data Sheet (SDS)	Italian - Italy
8431	Alert® for Peanut	Safety Data Sheet (SDS)	Polish - Poland
8431	Alert® for Peanut	Safety Data Sheet (SDS)	Portuguese - Brazil

## Document Request Form

Don't see the document you need? Fill out the form and our support team will contact you.

### Document Request

If you need additional assistance please submit a request.

First Name*	Last Name*
<input type="text"/>	<input type="text"/>
Email*	Phone*
<input type="text"/>	<input type="text"/>
Country*	Item Number
-- Select an option --	<input type="text"/>
Document Type	Comments
-- Select an option --	<input type="text"/>

By submitting my details to Neogen, I agree to the site terms and have read the privacy policy.\*

[Submit](#)

**Add to Cart**

# Multiple Methods to Purchase Products & Services

Method	Description
Product Catalog	Allows users to add to cart from our product search, product catalog, and product detail pages.
Quick Order	Allows users to add multiple items to their cart at once using SKU No.
Lists	Allows users to create lists of products they frequently purchase and add to cart.
Reorder*	Allows users to quickly reorder products from their order history.
Find a Retailer	Allows users to locate retailers and distributors who carry Neogen products.

*\*Features shown on this page may not be available in all countries and users may not have access to all options.*

# Product Catalog

The product catalog is the categorized listing of the products Neogen offers. It allows users to filter, view, and add products to their shopping cart or list.

To open the product catalog from anywhere on the site, select the "Products" menu and choose from the categories listed.

## Product Details

Product description and specifications associated with the product are listed in this section.

## Pricing & Ordering Information\*

Here you will see a product's price, availability, and purchase options. List price is shown when not logged in. When you log in you will see your customer pricing.

## Add To Cart and Add To List

You can add products to cart by selecting the Add button. You can add products to your list of favorite products by selecting the bookmark icon.

The image shows two screenshots of the Neogen website. The top screenshot is the 'Products' page, which is categorized into several sections: Diagnostics (with 'Allergens' highlighted), Genomics, and Prevention & Mitigation. The bottom screenshot is the 'Allergens' product details page, showing two products: 'Reveal® 3-D for Total Milk' and 'Veratox® for Total Milk'. Each product listing includes a description, specifications, and an 'Add' button. The 'Add' button is highlighted in red in the original image.

**Pricing & Ordering Information, Add to Cart, Add to List**

*\*Features shown on this page may not be available in all countries and users may not have access to all options.*

# Quick Order

If you already know what products you'd like to purchase, you can use our "Quick Order" feature to find and add them to your cart quickly.

1. Log in or register your account.
2. Once logged in, click quick order in the website header. A window will pop down.
3. Enter the SKU numbers, specific quantities you need, and click add to cart.

Search by keyword, description, or item no.   (12)

Special Offers [Quick Order](#)

8479 1 Reveal® 3-D for Total Milk

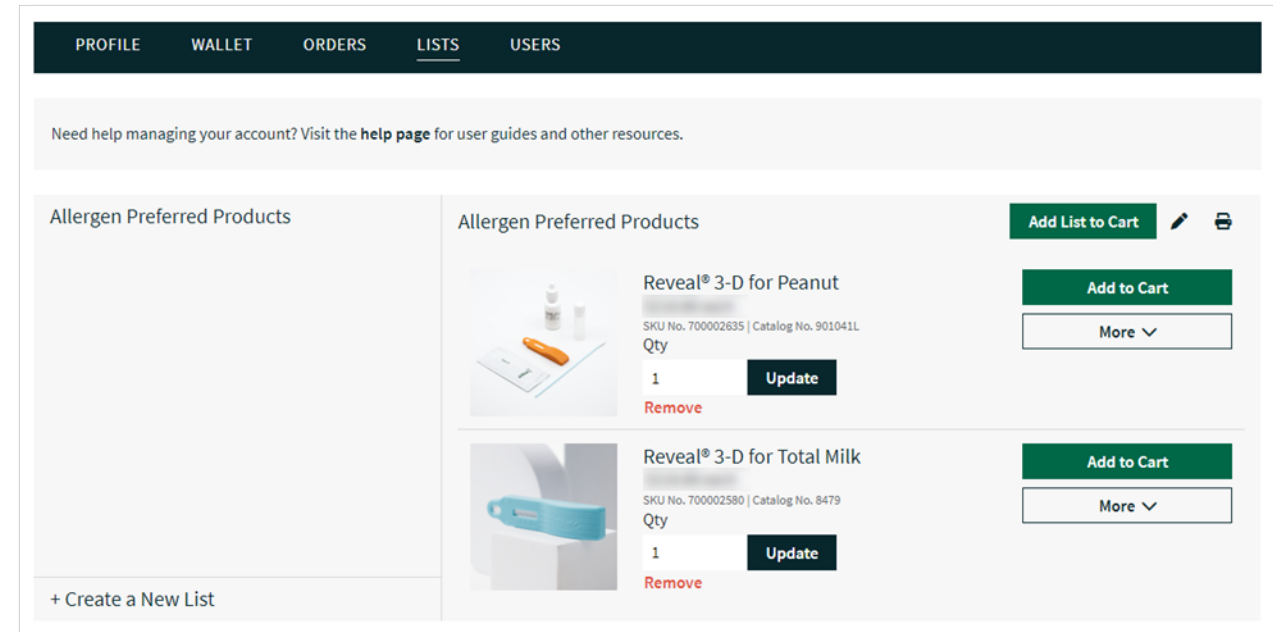
SKU No. or Catalog No.

SKU No. or Catalog No.

# Lists

Lists are a great way to keep track of products you're interested in and save time adding to your cart.

1. Log in or register your account.
2. Find a product using our product category pages, search bar, or your order history.
3. On the product category page or product page, click the grey add to list icon or button. A pop-up window will appear, allowing you to select an existing list or create a new one.
4. As soon as you select or create a new list, the product will be added. Repeat these steps for all of the products you need.
5. To view and manage your lists, select lists from the my account drop-down. Lists is where you can add individual items to your cart or add the entire list all at once.



# Reorder\*

If you want to reorder products you have purchased before, you can use our Reorder feature in your order history to add products to your cart quickly.

1. Log in or register your account.
2. Once logged in, select "Orders" from the my account dropdown. A list of previous orders will be displayed.
3. Select Reorder Item or Reorder button to add items to cart and proceed to checkout.

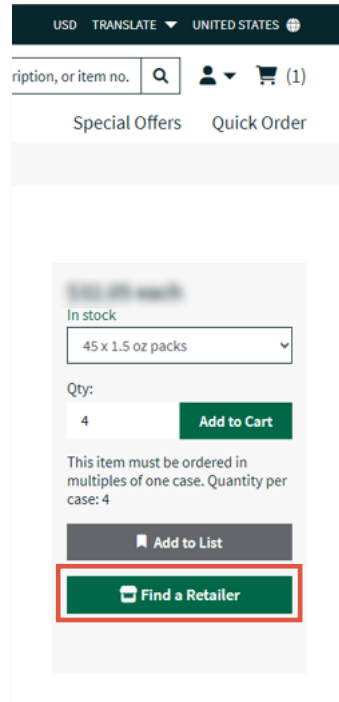
The screenshot displays the Neogen account dashboard. At the top, there is a navigation bar with 'USD', 'TRANSLATE', and 'UNITED STATES'. Below this is a search bar and a shopping cart icon showing '(0)'. A dropdown menu is open, showing options: 'Account Profile: TEST00', 'Wallet', 'Orders' (highlighted with a red box), 'Lists', 'Users', 'Help', and 'Logout'. The main content area has a navigation bar with 'PROFILE', 'WALLET', 'ORDERS' (selected), 'LISTS', and 'USERS'. Below this is a message: 'Need help managing your account? Visit the help page for user guides and other resources.' The 'Orders' section includes a search bar and a filter for 'Orders Placed In' set to 'Last 3 Months'. A table of orders is shown with columns: Order Number, Order Status, Order Date, Order Total, Placed, Ship To, and View Receipt. A 'Reorder' button is highlighted with a red box. Below the table, there is a section for 'Requested Future Shipping Date: Thursday, December 21' and 'Shipped Monday, January 22'. A table of items is displayed with columns: Item, Qty, Unit Price, and Subtotal. Two items are listed: '3M™ Petrifilm® High-Sensitivity Coliform Count Plates - 50 plates' (SKU No. 700002119) and '3M™ Petrifilm® Staph Express Count Plates - 500 plates' (SKU No. 700002231). Each item has a 'Reorder Item' button highlighted with a red box.

*\*Features shown on this page may not be available in all countries and users may not have access to all options.*

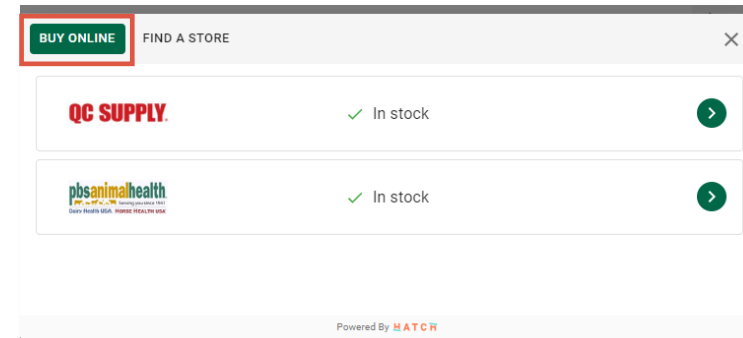
# Find a Retailer or Distributor

To find a retailer near you to purchase products, use the Find a Retailer button located on the product page where available.

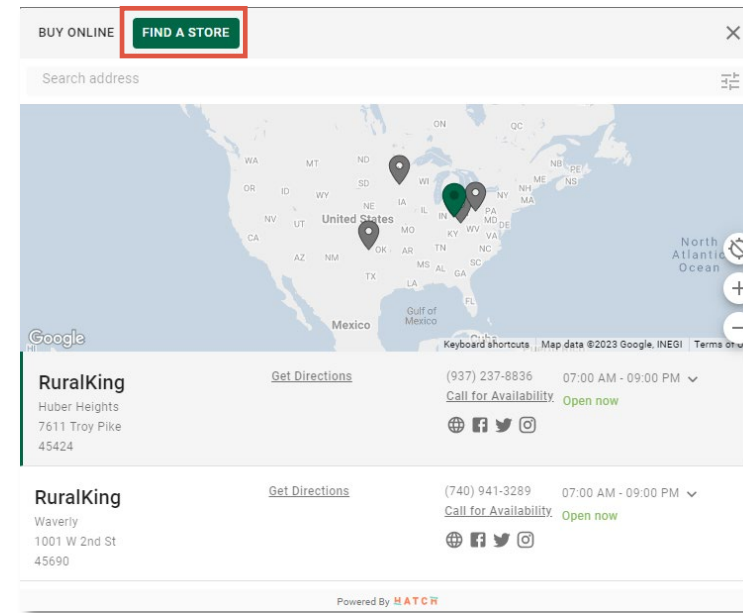
You can choose where to proceed to place your order with your chosen retailer from this page.



To view retailers who stock this product, select Find a Retailer.



From Buy Online you can view and proceed to order online from a retailer.



To locate physical locations of retailers, select Find a Store.

# Complete Your Order

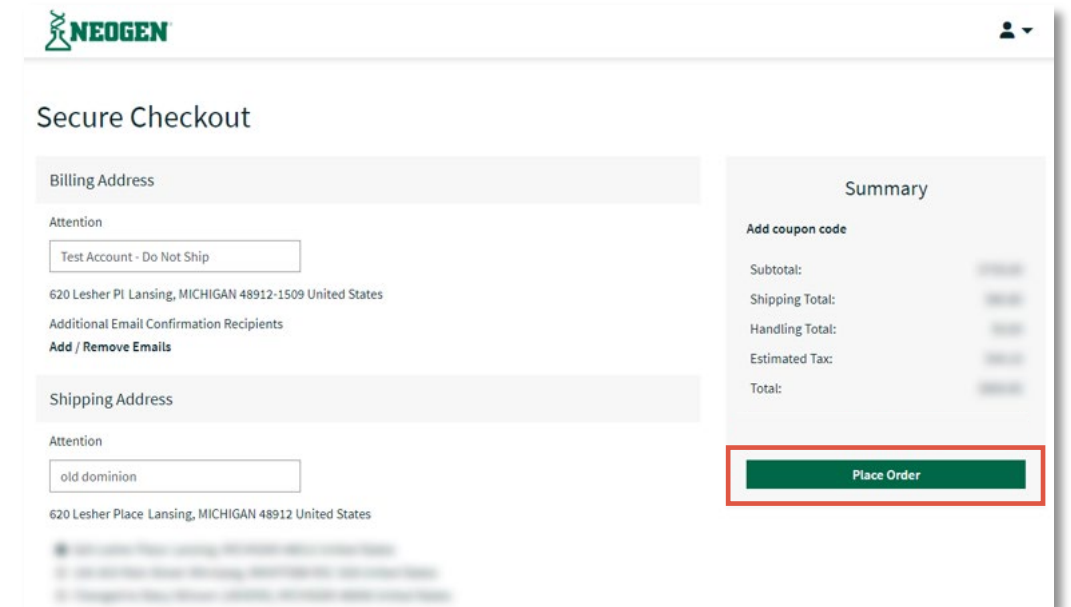
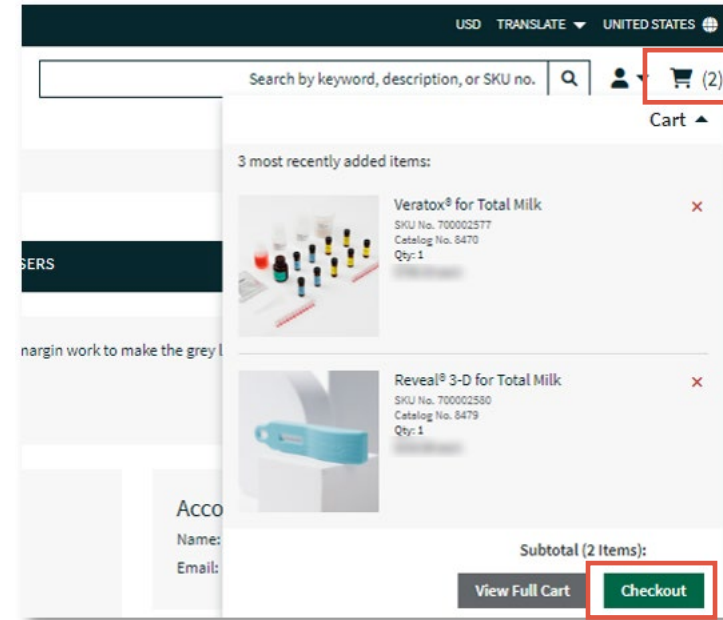
# Cart & Checkout

## Cart

After you have added products to your cart, select the Cart icon in the header to proceed to view your full cart or checkout.

## Secure Checkout\*

When you are ready to complete your order, proceed to checkout to verify and select your shipping address, shipping method, and payment method.



*\*Features shown on this page may not be available in all countries and users may not have access to all options.*

# Checkout

## Additional Email Recipients

You can add additional email addresses to receive the order and shipping confirmation emails for the order.

## Shipping Address\*

Select your shipping address or add a new one. If you have more than ten addresses, there will be a search box to help you find the address you would like to ship to.

## Request Future Shipping Date

If you'd like your order to ship later, you can request a future shipping date. Availability is subject to change between the date you place your order and your requested future shipping date.

*\*Features shown on this page may not be available in all countries and users may not have access to all options.*

### Billing Address

Attention

620 Leshar Place Lansing, MICHIGAN 48910 United States

Additional Email Confirmation Recipients  
[Add / Remove Emails](#)

### Shipping Address

Attention

620 Leshar Pl Lansing, MICHIGAN 48912-1509 United States

- 620 Leshar Pl Lansing, MICHIGAN 48912-1509 United States

### Shipping Method

[Request future shipping date](#)

Your cart contains item(s) that are out of stock and will ship as they become available.

Shipment No. 1	SKU No. 700002580 Items Out of Stock: 700002635
----------------	--

UPS 2nd Day Air®  
Your cart contains item(s) that require refrigeration and must ship using one of the methods below:  
700002635, 700002580

- UPS Saver®
- UPS 2nd Day Air®
- FedEx Standard Overnight®
- UPS Next Day Air Saver®
- UPS Next Day Air®

For shipments outside of the United States, shipping is subject to change and will be calculated at the time of shipment.

Additional  
Email Recipients

Shipping  
Address

Request Future  
Shipping Date

# Checkout

## Shipping Method\*

Based on the products in your order, you may see several shipments. Below each shipment are the available shipping options.

## Shipping Total\*

The shipping total for the order displays in the order summary.

*\*Features shown on this page may not be available in all countries and users may not have access to all options.*

### Billing Address

Attention

620 Leshler Place Lansing, MICHIGAN 48910 United States

Additional Email Confirmation Recipients

[Add / Remove Emails](#)

### Shipping Address

Attention

620 Leshler Pl Lansing, MICHIGAN 48912-1509 United States

- 620 Leshler Pl Lansing, MICHIGAN 48912-1509 United States

### Shipping Method

**Request future shipping date**

Your cart contains item(s) that are out of stock and will ship as they become available.

Shipment No. 1 SKU No. 700002580  
Items Out of Stock: 700002635

UPS 2nd Day Air®

Your cart contains item(s) that require refrigeration and must ship using one of the methods below:  
700002635, 700002580

- UPS Saver®
- UPS 2nd Day Air®
- FedEx Standard Overnight®
- UPS Next Day Air Saver®
- UPS Next Day Air®

For shipments outside of the United States, shipping is subject to change and will be calculated at the time of shipment.

Summary	
<b>Add coupon code</b>	
Subtotal:	\$735.00
<b>Shipping Total:</b>	<b>\$102.90</b>
Handling Total:	\$0.00
Estimated Tax:	\$44.10
Total:	\$882.00

**Shipping Total**

**Shipping Method**



# Checkout

## Coupons

If you have any coupons, you can enter the code by selecting the Add coupon code option in the summary.

## Payment Method\*

Enter the payment method for your order and click the confirm payment method button. We accept payments by credit card and purchase order. Purchase order is available to accounts that have credit terms with Neogen. To establish credit terms with Neogen, please complete our credit application. A PO number is required when paying by purchase order.

## Tax Exemption Status\*

Your tax exemption status will appear under payment methods. If you do not have a tax exemption certificate on file, please submit it under your My Account wallet before placing your order.

## Place Order\*

Once you have verified the details of your order, click Place Order under the summary to complete your order.

The screenshot displays the checkout interface with three main sections:

- Payment Information:** Features a "Payment Method" section with radio buttons for "Credit Card" (selected) and "Purchase Order". A "Payments by Braintree" button is visible. A red box highlights the "Select Payment Method" area. Below it, a red box contains the text: "If you are tax exempt, please submit your tax exemption certificate and allow 1-2 business days the new certificate to be approved before placing your order."
- Item Summary:** Lists two items: "Reveal® 3-D for Peanut" (SKU No. 700002635, Catalog No. 901041L, Qty:2) and "Reveal® 3-D for Total Milk" (SKU No. 700002580, Catalog No. 8479, Qty:2). A note states: "This item is out of stock and will ship as it becomes available. You may receive your purchase in multiple shipments."
- Summary:** Includes a "Coupons" section with an "Add coupon code" input field. Below are fields for "Subtotal:", "Shipping Total:", "Handling Total:", "Estimated Tax:", and "Total:". A red box highlights the "Place Order" button.

*\*Features shown on this page may not be available in all countries and users may not have access to all options.*

# Order Confirmation\*

After placing your order, you are directed to an order confirmation page with your order details.

## Confirmation Number

The confirmation number can be used to reference your online order. You will receive an order confirmation email and be able to view the order in your order history once the order has begun processing. Your order completed email and order history will show your order number and shipments.

## Print

You can use the "Print" option to print a copy of the order confirmation page.

*\*Features shown on this page may not be available in all countries and users may not have access to all options.*

**Order Confirmation**

Thank you for your order. Your order confirmation number is **W49517** **Confirmation Number**  
An order confirmation email will be sent to bwalden@neogen.com within 15 minutes. If you have any questions, please contact our **Customer Service** team for assistance.


**Print**

**Order Details**  
Confirmation Number: W49517  
Account: [REDACTED]  
Order Date: March 15, 2024  
PO Number: Test


**Billing Address**  
[REDACTED]

**Shipping Address**  
[REDACTED]

Shipment 1 of 2

Item	Qty	Unit Price	Subtotal
 Reveal® 3-D for Total Milk SKU No. 700002580	2	[REDACTED]	[REDACTED]

Shipment 2 of 2

Item	Qty	Unit Price	Subtotal
 Reveal® 3-D for Peanut SKU No. 700002635	2	[REDACTED]	[REDACTED]

**Summary**  
Subtotal (2 Items): [REDACTED]  
Shipping: [REDACTED]  
Handling: [REDACTED]  
Estimated Tax: [REDACTED]  
**Total:** [REDACTED]

# Order Status & Tracking\*

Order history is available for all purchases made online and offline. To access your order history, select "Orders" from the account drop-down. Orders are shown by most recent order date.

## Order Status

Order status will show if the order is in progress or complete.

## Tracking

By shipment, you can see when the shipment was shipped. Select "Track Shipment" to be directed to the carrier's website for further details.

PROFILE WALLET **ORDERS** LISTS USERS

Need help managing your account? Visit the [help page](#) for user guides and other resources.

Orders

Search...   Orders Placed In: Last 3 Months

Order Number	Order Status	Order Date	Order Total	Placed	Ship To	View Receipt	Reorder
	Submitted	Dec 21, 2023	\$5,439.42	Offline			

Requested Future Shipping Date: Thursday, December 21  
\*Availability is subject to change between today and your requested future shipping date.

Shipment 1 of 2  
Shipped Monday, January 22

Item	Qty	Unit Price	Subtotal	Reorder Item
3M™ Petrifilm® High-Sensitivity Coliform Count Plates - 50 plates SKU No. 700002119	3			<input type="button" value="Reorder Item"/>
3M™ Petrifilm® Staph Express Count Plates - 500 plates SKU No. 700002231	1			<input type="button" value="Reorder Item"/>

Tracking

*\*Features shown on this page may not be available in all countries and users may not have access to all options.*

# Invoices\*

Invoice statements are available for completed orders. To access your invoices, select “Orders” from the my account dropdown. Click “View Invoice” to view and download the invoice for an order.

The screenshot shows a user account dashboard. At the top right, there are links for 'USD', 'TRANSLATE', and 'UNITED STATES'. Below this is a search bar and a shopping cart icon with '(3)' items. A dropdown menu is open, showing options: 'Account Profile: TEST00', 'Wallet', 'Orders' (highlighted with a red box), 'Lists', 'Users', 'Help', and 'Logout'. Below the dropdown, there are navigation tabs for 'PROFILE' and 'WALL'. A section titled 'Orders' contains a search bar and a filter for 'Last 3 Months'. Below this is a table of orders with columns: 'Order Number', 'Order Status', 'Order Date', 'Order Total', 'Placed', 'Ship To', 'View Receipt', and 'Reorder'. One order is listed with status 'Submitted', date 'Dec 21, 2023', total '\$5,439.42', and status 'Offline'. Below the table, there is a section for 'Requested Future Shipping Date: Thursday, December 21' and 'Shipped Monday, January 22'. A 'View Invoice' button (highlighted with a red box) is visible next to 'View Packing List' and 'Track Shipment'. Below this is a list of items with columns: 'Item', 'Qty', 'Unit Price', 'Subtotal', and 'Reorder Item'. Two items are listed: '3M™ Petrifilm® High-Sensitivity Coliform Count Plates - 50 plates' (SKU No. 700002119, Qty 3) and '3M™ Petrifilm® Staph Express Count Plates - 500 plates' (SKU No. 700002231, Qty 1).

*\*Features shown on this page may not be available in all countries and users may not have access to all options.*

# Get Support

