



THE PATH OF
CONFIDENCE

Igenity[®]

BEEF

Igenity Beef reports on 17 traits to help you select, manage, and market your cattle

Since its introduction in 2003, the revolutionary Igenity DNA testing portfolio has powered confident decisions in cow-calf production. Igenity profiles provide a tool to rank cattle on traits that impact productivity, helping commercial producers select replacement heifers based on genetic merit. Igenity ranks cattle using simple 1 to 10 scores for key traits. Igenity Beef provides tangible results to differentiate the value of cattle and improve each generation, as well as allows producers to easily eliminate uncertainty and reduce risk by identifying the genetic potential for their herd's most valuable traits.

As the first genomic profile designed for crossbred commercial cattle, Igenity Beef utilizes DNA to predict genetic merit in both heifers and steers, providing an additional heifer selection tool to cattle producers. It provides 17 maternal, performance, and carcass traits, along with parentage verification.

Additional tests:

- **Envigor™**
- **Bovine Congestive Heart Failure (BCHF)**
- **BreedSeek**

table of CONTENTS

04	GETTING STARTED	17	BREEDSEEK
06	IGENITY BEEF TRAITS	18	SEEKSIRE™ PARENTAGE
06	UNDERSTANDING IGENITY BEEF SCORING	19	IGENITY BCHF
10	IGENITY BEEF INDEXES	20	IGENITY BRANDED
16	ENVIGOR	22	ENCOMPASS E-Z



Getting Started

Ordering supplies

Ordering your Igenity genomic testing supplies is as easy as choosing which genomics products you want to use, downloading and filling out the Excel template on the corresponding product page on neogen.com, and uploading the completed file to complete the purchase. You can also contact your Neogen representative to order or for more product and technical information.

How to take samples

Genomic testing is most commonly conducted using Allflex Tissue Sampling Units (TSUs) or Datamars Tissue Sample Tags (TSOs).

Tissue sampling is a fast, simple method of collecting DNA. These units use an ear punch to take a small tissue sample, placing it directly into a sealed vial for processing, replacing the more complex tasks of hair, blood, and semen collecting.

- A single-squeeze motion collects a sample in seconds with minimal need for restraint or distress to the animal
- The genetic material is sealed in a specially designed vial to prevent contamination

Visit neogen.com/genomics-how-to/ for more information.

Properly storing samples

Store samples in a dark, temperature controlled room for up to 12 months. For long term storage (over 12 months), place samples in deep freezer without auto-defrost capability.

Submitting samples


Submitting your samples can be done in 4 simple steps:

1. Contact your Neogen representative to identify specific testing to fit your needs
2. Order the proper sample collection equipment
3. Complete the genomic submission form provided and include it with the samples when shipping
4. Send samples to Neogen's genomic testing facility:

4131 N 48th St, Lincoln, NE 68504

Be sure to properly identify your samples and email the electronic submission form to dnahelp@neogen.com. Once your samples arrive, you will receive an email from Neogen letting you know the lab will begin processing.

Scan to learn more:





The Do's and Don'ts of Tissue Sampling

The Do's

Sample calves as soon as possible for the earliest results

Wipe off any excess dirt with water and towel

Position cutter 1 inch from the edge of the ear, avoiding veins

Squeeze handles together in one swift motion with enough force to pierce the ear

Check to ensure sample is present and submerged in buffer and that excess hair isn't protruding from the top

Remove cutter by pulling handles apart

The Don'ts

Sample "wet" calves — the placenta and fluid could cause a failed sample

Use chemical to clean off the ear — substances degrade DNA

Position cutter over any tattoo ink

Squeeze handles together with excess force (shouldn't take as much as ear tagging) that would damage the tissue sample

Place tissue sample in box without ensuring sample is present

Use pliers to remove cutter

Igenity Beef Traits

How to Interpret Your Igenity Beef Results

Igenity Beef profiles of replacement heifers and non-registered bulls help you evaluate their genetic potential for maternal, performance, and carcass traits. This makes it easy to review and focus on those making the biggest impact.

Igenity Beef reports on 17 traits to help you select, manage, and market your cattle. Using Igenity Beef profiles can help you understand the genetic potential of young breeding stock before you have made significant investments in their development.

Maternal

Birth weight, calving ease direct, calving ease maternal, stayability, heifer pregnancy, docility, and milk

Maternal Traits Drive Production

- Evaluating maternal traits in your breeding stock helps develop a herd that will be more productive for years to come

Performance

Residual feed intake, average daily gain, weaning weight, yearling weight, and scrotal circumference

Performance Traits Drive Efficiency

- By selecting females with lower residual feed intake and higher average daily gain (ADG), you can improve the efficiency of maintenance and gain in your herd
- Selection pressure on these traits can help improve feed efficiency in future calf crops

Carcass

Tenderness, marbling, ribeye area, fat thickness, and hot carcass weight

Carcass Traits Drive Value

- Evaluating carcass traits allows you to select breeding stock that produce high-quality carcasses among your herd's progeny
- Sorting high-quality cattle from lower-potential cattle helps you manage and market each group more appropriately

Results are reported back in a simple format as a score from 1 to 10 and can be used in conjunction with three indexes for maternal, production, and terminal performance — or customize your own index to best suit your breeding objectives — to prioritize selection emphasis for the traits most important to your business, without compromising production from other correlated traits.

Suitable for testing crossbred or composite animals containing Angus, Red Angus, Simmental, Limousin, Gelbvieh, Charolais, and/or Hereford genetics. Animals with up to 50% *Bos indicus* content can be tested.

Parentage verification, bovine horn-poll, Igenity Envigor, Igenity BCHF (Bovine Congestive Heart Failure), BreedSeek, and Bovine Viral Diarrhea Virus (BVDV) testing are available as optional add-on tests to Igenity Beef.

Understanding 1 to 10 Igenity Beef Scoring

This chart allows you to cross reference the 1 to 10 Igenity scores for traits with their corresponding molecular breeding values or expected effects. This molecular breeding value is the prediction of how future progeny of an animal are expected to perform compared to the progeny of other profiled animals. Higher scores are not necessarily better — they just mean the animal has more genetic potential for that trait.

How to Use Your Igenity Beef Scores

Maternal Traits							
Igenity Scores	Birth Weight	Calving Ease Direct	Calving Ease Maternal	Docility	Heifer Pregnancy Rate	Milk	Stayability
	(lbs)	(%)	(%)	(%)	(%)	(lbs)	(%)
10	9	17.8	16.1	16.8	12.3	42.8	53.6
9	8	15.8	14.3	15	10.9	38	47.6
8	7	13.9	12.5	13.1	9.5	33.3	41.7
7	6	11.9	10.7	11.2	8.2	28.5	35.7
6	5	9.9	9	9.4	6.8	23.8	29.8
5	4	7.9	7.2	7.5	5.4	19	23.8
4	3	5.9	5.4	5.6	4.1	14.3	17.9
3	2	4	3.6	3.7	2.7	9.5	11.9
2	1	2	1.8	1.9	1.4	4.8	6
1	0	0	0	0	0	0	0

Performance Traits					
Igenity Scores	Average Daily Gain	Residual Feed Intake	Weaning Weight	Yearling Weight	Scrotal Circumference
	(lbs)	(lbs)	(lbs)	(lbs)	(%)
10	0.26	0.69	50.7	87	1.59
9	0.24	0.61	45.1	77.3	1.41
8	0.21	0.54	39.4	67.7	1.23
7	0.18	0.46	33.8	58	1.06
6	0.15	0.38	28.2	48.3	0.88
5	0.12	0.31	22.5	38.7	0.71
4	0.09	0.23	16.9	29	0.53
3	0.06	0.15	11.3	19.3	0.35
2	0.03	0.08	5.6	9.7	0.18
1	0	0	0	0	0

Carcass Traits					
Igenity Scores	Hot Carcass Weight	Fat Thickness	Ribeye Area	Tenderness	USDA Marbling Score
	(lbs)	(in)	(sq in)	(lbs WBSF)	(MARB units)
10	102.5	0.25	1.7	-1.2	150
9	91.1	0.23	1.5	-1	133
8	79.7	0.2	1.3	-1	117
7	68.3	0.17	1.1	-0.8	100
6	56.9	0.14	0.9	-0.6	83
5	45.6	0.11	0.8	-0.6	67
4	34.2	0.08	0.6	-0.4	50
3	22.8	0.06	0.4	-0.2	33
2	11.4	0.03	0.2	-0.1	17
1	0	0	0	0	0

Comparing Scores Between Profiled Animals

These examples show how to interpret Igenity scores in relation to molecular breeding value differences from the genetic table.

Heifer Pregnancy Rate (HPR)	Igenity Score	Genetic Effect	Description
Animal A	8	9.5%	Animal A will produce daughters with a 6.8% higher probability of conceiving during a normal breeding season compared to daughters of Animal B.
Animal B	3	2.7%	
		6.8%	

Stayability (STAY)	Igenity Score	Genetic Effect	Description
Animal A	8	41.7%	Daughters of Animal A have a 29.8% greater probability of staying in the herd until six years of age than daughters of Animal B.
Animal B	3	11.9%	
		29.8%	

Average Daily Gain (ADG)	Igenity Score	Genetic Effect	Description
Animal A	8	0.21 lbs	Animal A is expected to produce progeny that will gain 0.15 pounds more per day than progeny of Animal B, and therefore weigh 22.5 pounds more after 150 days on feed.
Animal B	3	0.06 lbs	
		0.15 lbs per day	

Residual Feed Intake (RFI)	Igenity Score	Genetic Effect	Description
Animal A	8	0.54 lbs	Progeny of Animal B are predicted to consume 0.39 pounds less feed per day than progeny of Animal A to achieve the same daily gain.
Animal B	3	0.15 lbs	
		0.39 lbs	



Definitions of Traits Reported

Maternal Traits

Birth weight (BW): Variation in birth weight a heifer or bull will pass along to its offspring. A higher score indicates greater genetic potential for heavier birth weight.

Calving ease direct (CED): Percentage of unassisted births, indicating greater probability a calf will be born unassisted out of a first-calf heifer. Genetic factors such as birth weight and shape of the calf are included in calving ease direct. A higher value is greater calving ease.

Calving ease maternal (CEM): The probability a first-calf heifer will calve unassisted. Calving ease maternal includes all genetic factors that impact a heifer's ability to calve unassisted, such as pelvic area and her genetic contribution to birth weight. A higher value is greater calving ease.

Stayability (STAY): The chance a heifer will remain in the herd as a productive cow until at least six years of age. A higher value is desired.

Heifer pregnancy rate (HPR): A heifer's potential to conceive during breeding season, relative to other heifers. A higher value is desired.

Docility (DOC): The animal's genetic potential to be calm or have calm offspring. Higher scores indicate a higher probability of progeny with acceptable disposition.

Milk (M): Expressed as pounds of calf weaning weight affected by the milk production of a calf's dam. This is not a prediction of actual pounds of milk produced.

Performance Traits

Residual feed intake (RFI): This is an indicator of feed efficiency. It is the difference in animals' daily consumption of feed to achieve the same level of daily gain. Lower residual feed intake indicates greater feed efficiency.

Average daily gain (ADG): Based on pounds of gain per day. The Igenity score for average daily gain identifies an animal's genetic potential for post-weaning growth.

Scrotal circumference (SC): Difference in scrotal size as an indication of fertility in replacement females. A higher score equates to higher scrotal size.

Weaning weight (WW): Pounds at age of 205 days.

Yearling weight (YW): Pounds at age of 365 days.

Carcass Traits

Tenderness (TEND): Animals' genetic potential for carcass tenderness as measured by the Warner-Bratzler Shear Force test. A higher score indicates greater tenderness.

USDA marbling (MARB): Marbling score indicates the degree of marbling in the ribeye at the twelfth rib expressed in USDA marbling units.

Ribeye area (REA): Estimates muscling in a beef carcass and is measured in square inches of the ribeye muscle at the twelfth rib.

Fat thickness (FAT): Scored as depth of fat in inches over the ribeye muscle at the twelfth rib. Higher fat thickness scores equate to lower lean yield.

Hot carcass weight (HCW): Hot carcass weight is the hot or unchilled weight of the carcass after slaughter and the removal of the head, hide, intestinal tract, and internal organs.

Other Reports

Sample rejected (SR): The quality of DNA testing starts with the quality of the sample. Common reasons for sample rejection are lack of animal ID on the sample, improper or blank information on an order form, insufficient hair follicle samples, mold, dirt, foreign or fecal matter, evidence of tampering, or sending in decomposing animal tissue.

No result (NR): Some samples appear normal but don't produce acceptable results due to contaminants that are undetectable to the eye. To test the animal, a new sample will need to be submitted.

Results are not complete (X): At times, Neogen will send out partial results, such as providing BVD PI results before Igenity profiling is completed. The traits scored as an X indicate the analysis for that test has not yet been completed.



**Scan for full
Igenity Beef
product
information**



What is an index and how do I use it?

Using Indexes

Indexes allow for selection pressure on multiple traits at the same time, depending on a producer's breeding objectives. Selection for one trait can impact other traits as well, for example, selection for increased weaning weight is likely to result in increased yearling weight and ADG. While Igenity Profiles provide index values centered around total production, maternal, or terminal breeding programs, the Encompass E-Z online platform allows individuals to also design an index tailored to their needs.

Reading the chart

Selection pressure: the relative emphasis given to a trait when making breeding decisions, based on its impact on the overall breeding objective.

Traits: Individual genetic characteristics measured and reported in an Igenity Beef profile, each representing a specific attribute of the animal.

Impact on 1-10 scores: the estimated change in Igenity scores following one generation of selection using this index; impacts are graphically provided in the chart.

Igenity Beef

Production Index

The Igenity Beef Production Index balances maternal traits with gain and carcass characteristics, placing a higher emphasis on stayability, marbling, and hot carcass weight, with a negative emphasis on residual feed intake.

This index is designed for producers wanting to keep their own replacement females while either marketing calves with superior carcass potential or retaining ownership and harvesting on a grid.

Production Index Trends – How to Interpret

- Significant increases in marbling and hot carcass weight due to larger emphasis
- Positive increases in maternal traits such as stayability and calving ease

Igenity Production Index				
	Selection Pressure	Traits	Impact on 1–10 Scores	Custom Index Trends
Maternal		BW	0.00	
		CED	0.29	
	10%	CEM	0.35	
	25%	STAY	0.58	
		HPG	0.24	
		DOC	0.13	
		MILK	0.00	
Production	-10%	RFI	-0.16	
		SC	0.25	
		ADG	0.58	
		WW	0.51	
		YW	0.56	
Carcass	20%	HCW	0.72	
	10%	REA	0.23	
	20%	MARB	0.69	
	5%	TEND	0.48	
		FAT	0.45	

Igenity Beef

Maternal Index

The Igenity Beef Maternal Index places emphasis on fertility, weaning weight, and calving ease, with a negative emphasis on residual feed intake.

This index is designed for producers wanting to keep their own replacement females and market calves at weaning.

Maternal Index Trends — How to Interpret

- Improved stayability and cow maintenance trends
- Favorable impacts on birth weight and calving ease
- Modest increases in milk

Igenity Maternal Index				
	Selection Pressure	Traits	Impact on 1–10 Scores	Custom Index Trends
Maternal		BW	-0.46	
	10%	CED	0.83	
	15%	CEM	0.86	
	20%	STAY	0.64	
	15%	HPG	0.63	
		DOC	0.13	
	10%	MILK	0.45	
Production	-10%	RFI	-0.23	
		SC	0.28	
		ADG	0.40	
	20%	WW	0.42	
		YW	0.41	
Carcass		HCW	0.02	
		REA	-0.31	
		MARB	0.33	
		TEND	0.11	
		FAT	0.46	



Igenity Beef

Terminal Index

The Igenity Beef Terminal Index is specialized to identify animals with superior carcass performance. It places the highest emphasis on hot carcass weight, followed by marbling and ribeye area. There is, however, a negative emphasis placed on residual feed intake and fat thickness to control feed costs.

This index is designed for producers who retain ownership of progeny to identify calves who are likely more profitable as feeder calves compared to replacement heifers.

Terminal Index Trends – How to Interpret

- Substantial increases in terminal traits including average daily gain, weight traits, ribeye area, and marbling
- Mild effects on birth weight and calving ease

Igenity Terminal Index				
	Selection Pressure	Traits	Impact on 1–10 Scores	Custom Index Trends
Maternal		BW	0.54	
		CED	-0.30	
		CEM	-0.35	
		STAY	-0.45	
		HPG	0.20	
		DOC	0.12	
		MILK	-0.21	
Production	-15%	RFI	-0.21	
		SC	0.26	
		ADG	0.86	
		WW	0.86	
		YW	0.91	
Carcass	40%	HCW	1.31	
	10%	REA	0.70	
	20%	MARB	0.51	
	5%	TEND	0.35	
	-10%	FAT	0.10	





Igenity Beef Additional Testing

What is Envigor?

Envigor reports an estimate of heterosis in crossbred cattle. Reported on a scale of 1 to 10, the results can be used as an indication of hybrid vigor. A higher score indicates increased heterosis.

Benefits of Envigor



INCREASED FERTILITY



LOWER CULL RATES



MORE POUNDS WEANED PER COW EXPOSED



GREATER FEED EFFICIENCY

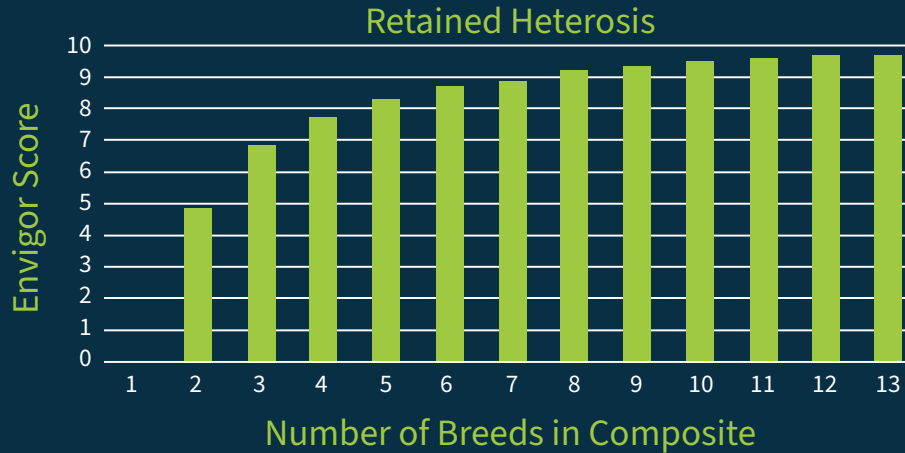
Lowly vs. Highly Heritable Traits

General Rule of Thumb: Some Traits are Strongly Influenced by Genetics While Others are More Impacted by Management and Environment			
	Structural/Carcass Traits	Performance Traits	Maternal/Fertility Traits
Heritability	High	Moderate	Low
Traits	Ribeye area, marbling, and fat thickness	Weaning weight, yearling weight, average daily gain, and residual feed intake	Birth weight, calving ease, stayability, heifer pregnancy, and milk
Igenity Beef	Strong influence	Moderate influence	Lower influence
Envigor	Minimal advantage	Moderate advantage	Strong advantage

Impact on Fertility/Stayability

- A one score increase leads to:
 1. 4% increase in the probability of a heifer breeding as a yearling
 2. 4% increase in the probability of a cow staying in the herd for six years
 3. 2% decrease in the probability of an animal having a health event

Law of Diminishing Returns



The advantage of increased heterosis diminishes as more breeds are added. Unlike Igenity Beef Scores, Envigor results are not about achieving a 10.

How to Use the Scores

- Even producers with a well-managed crossbreeding program will have a wide variety of heterosis in a single calf crop
- Envigor scores can be used to select replacements that are benefiting the most from a crossbreeding program

BreedSeek

BreedSeek is an add-on to the Igenity Beef genomic tests that delivers primary and secondary majority breeds and percentages for the following breeds: Akaushi, Angus, Ayrshire, Brahman, Brown Swiss, Charolais, Gelbvieh, Guernsey, Hereford, Gyr, Holstein, Jersey, Limousin, Nelore, Piedmontese, Red Angus, Shorthorn, Simmental, South Devon, and Wagyu.

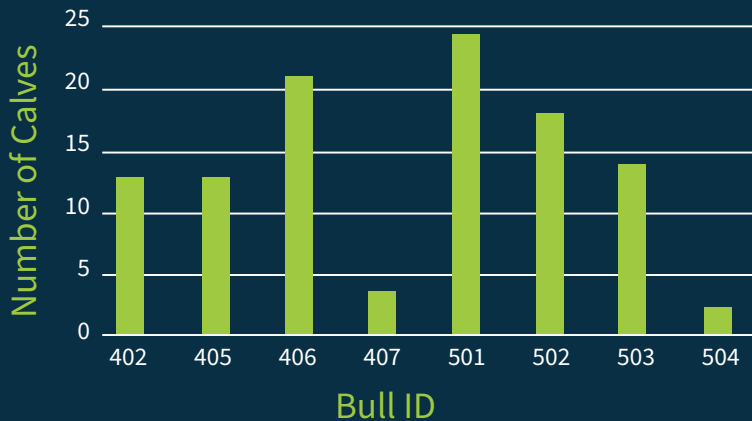
Benefits of BreedSeek

1. Manage breeding groups within the herd to maintain a desired level of breed representation
2. Market purebred beef from a certain breed directly to consumers and highlight benefits of the breed
3. Crossbreeding results in increased heterosis or hybrid vigor, leading to increased performance and genetic potential for:
 - Feed efficiency
 - Calf survivability
 - Longevity
 - Reproductive performance
 - Progress in lowly heritable traits¹
 - Can be used as a stand-alone test or as an add-on with Igenity Beef
 - Pair Igenity Beef with BreedSeek to verify breed composition and Envigor to manage heterosis.

SeekSire Parentage

How Sire Parentage Information Complements Heifer Profiling

SeekSire Parentage testing compares the DNA markers from bulls or cows with DNA from calves to verify the calves' parentage. These DNA profiles can help you select replacement heifers. You can also use DNA testing to determine sire parentage. Following both practices helps you pick your best heifers, find your best bulls, and make faster progress on genetic improvement in your herd.



Getting value: In this real example of yearling bulls, No. 407 and No. 504 are under-performing compared to the group.

Advantages of Parentage Verification

- Identify sires causing calving problems or abnormalities
- Find sires that are more or less dominant (or with the most or least calves)
- See which bulls are siring the best heifers
- Can be ordered individually, or as an add-on to a genetic profile, such as Igenity Beef

Each of these advantages can have a major impact on the bottom line. If you do have a problem bull, it can take an extra year to identify him without verifying the parentage of the current year's calf crop.



Igenity® BCHF

Bovine Congestive Heart Failure (BCHF) stands as a significant threat to the health and productivity of feedlot cattle. In severely affected cattle pens, mortality rates have surged up to 7%, translating to staggering annual losses surpassing \$250,000 for a single operation¹.

Igenity BCHF is a revolutionary genomic test designed to evaluate the potential BCHF risk that breeding stock will pass off to their offspring. By utilizing Igenity BCHF to assess the genetic predisposition for BCHF in breeding stock, producers can effectively manage the risk of BCHF within their herd, confidently produce feeder calves that will have a lower risk of mortality from BCHF in a feedlot setting, and decrease economic losses attributed to BCHF.

Core Advantages

- BCHF EPD, Accuracy, and Percentile Rank results provide valuable insights for predicting the genetic risk of cattle developing BCHF, with lower EPD and Percentile Ranks indicating a more favorable outcome
- Select breeding animals with lower BCHF EPD and Percentile Rank to help reduce the prevalence of the condition in offspring, improving both herd health and profitability
- Group cattle based on their Igenity BCHF EPDs to better manage and mitigate potential health issues in high-risk cattle
- Market cattle with a low risk for BCHF through the Superior Livestock Heart Healthy Program

Advantages for Your Operation

- Manage mortality and morbidity rates related to BCHF in offspring from Igenity BCHF tested breeding animals, through targeted management strategies such as enhanced monitoring, tailored nutrition plans, and reduced stress
- Mitigate economic losses related to cattle death or decreased performance due to BCHF related complications
- Increase overall bovine heart health standards by selecting animals with lower prevalence of heart failure related genes

Percentile Rank	BCHF EPD
1%	-7.7
10%	-4.7
20%	-3.3
30%	-2.3
40%	-1.4
50%	-0.5
60%	0.4
70%	1.4
80%	2.7
90%	4.5
100%	14.7

(Low) 1 to 2.0%
(Moderate) 30 to 50%
(High) 60 to 80%
(Severe) 90 to 100%

The table to the left demonstrates the relative risk of BCHF from low to severe for the EPD values and corresponding percentile ranks.

Reference Population:

Over 32,000 commercial-fed cattle in the Pacific Northwest were phenotypically identified for cardiac morphology². A subset of 25,187 individuals underwent genotyping to assess the genetic characterization. The breeds in the reference were Angus, Angus X Charolais, Angus X Charolais X Hereford, Angus X Hereford, Angus X Holstein, Charolais, Charolais X Hereford, Charolais X Holstein, Charolais X Holstein X Jersey, Charolais X Jersey, Hereford, Holstein, Multi-Breed.

References:

1 Heaton, M. P., Harhay, G. P., Bassett, A. S., Clark, H. J., Carlson, J. M., Jobman, E. E., Sadd, H. R., Pelster, M. C., Workman, A. M., Kuehn, L. A., Kalbfleisch, T. S., Piscatelli, H., Carrie, M., Krafusur, G. M., Grotelueschen, D. M., & Vander Ley, B. L. (2022). Association of ARRDC3 and NFIA variants with bovine congestive heart failure in feedlot cattle. *F1000Research*, 11, 385

2 Buchanan, J. W., Flagel, L. E., MacNeil, M. D., Nilles, A. R., Hoff, J. L., Pickrell, J. K., and Raymond, R. C. (2023). Variance component estimates, phenotypic characterization, and genetic evaluation of bovine congestive heart failure in commercial feeder cattle. *Frontiers in Genetics*, 14, Article 1148301.

Marketing Programs



The Igenity Branded program is designed to verify the genetic value of your herd, allowing buyers to manage risk, take advantage of premiums on superior cattle, and optimize sorting to achieve greater efficiency

How it works

Lots and load lots of cattle within the Igenity Branded program will be placed into one of four tiers based on either the Igenity Terminal Index or the Igenity Maternal Index. These cattle can then be marketed with the Igenity Branded logo to show that they have been genetically tested for key maternal and terminal traits.

- **Elite** — Rank in the top 75% of Igenity Beef or Feeder-tested cattle, based on their average Igenity Terminal or Igenity Maternal Indexes
- **Premier** — Rank in top 50% of Igenity Beef or Feeder-tested cattle
- **Choice** — A cut above entry-level tier, these calves rank in the third quartile
- **Tested** — Entry-level tier; calves have received a verified Igenity genomic profile

How to Qualify

Home-raised Calves:

1. Test a minimum of 35% of your annual calf crop*
2. The average Maternal or Terminal index is determined based on the results
3. Lots of cattle from that calf crop will be “Branded” based on the tier that corresponds with the average index
4. If calves are all individually tested, they can be sorted into marketing groups of the same tier
5. If all marketed calves have been tested and the average is close to a tier break, the producer can sort out lower-scoring cattle to bring up the average of the actual marketing group; branding and tier must be verified by a Neogen Territory Manager

Purchased Cattle or Load Lots

1. Test every calf in the marketing group on Igenity Beef*
2. An average Igenity Maternal Index for each individual group/load is determined based on the results
3. The individual marketing groups or a whole load will be “Branded” based on the tier that corresponds with the average Igenity Maternal Index for that group or the entire load

*Please see the sell sheets regarding Igenity Maternal Index and Igenity Terminal Index requirements for details.





Putting Your Results to Work

How to use the results

Using the reports can help in many ways. For example, you can use the scores to sort cattle and manage them for breeding or production, or the data can help you pinpoint strengths and weaknesses in your herd and identify traits you want to improve. In addition, one of the most powerful applications of Igenity Beef is selecting heifer replacements - by identifying young females with the highest genetic potential for fertility, growth, carcass merit, and other economically important traits, you can make earlier, more informed decisions that will shape the genetic advances of your herd. Long term, you can use your Igenity reports to track improvements across multiple traits, increase uniformity in your cattle, and measure your progress.

Contact your Neogen Representative or Territory Manager to learn about the benefits of a better, faster decision-making process through our Encompass E-Z data management platform.

Detailed Report

All traits in the test order are scored from 1 to 10, including the selection indexes — 10 is more of the trait and 1 is less of the trait. Traits are grouped by maternal, performance, and carcass categories. The report ranks cattle in the test order based on the Igenity Maternal Index or the Igenity Total Cow Index, used for Igenity Envigor tests. The Igenity Total Cow Index combines maternal traits and an Envigor score into a weighted index.

Animal Information				Decision Indexes			Maternal					Production					Carcass						
Animal ID Number	Sample Barcode Number	Gender [M/F]	Breed	Igenity Maternal Index	Igenity Production Index	Igenity Terminal Index	BW	CED	CEM	HPR	MILK	STAY	DOC	WW	ADG	YW	RFI	SC	MARB	REA	FAT	TEND	HCW
3187726	NE00327111	F	OT	6.25	6.2	5.25	2	9	9	4	6	7	5	4	5	5	5	5	6	6	5	7	4
3187745	NE00327149	F	OT	6.1	5.7	4.45	3	8	9	5	6	7	5	3	3	3	5	5	6	4	6	5	3
3187739	NE00327137	F	OT	6.05	5.4	4.45	3	9	9	2	7	7	5	4	4	4	5	6	5	3	5	1	4
3187747	NE00327153	F	OT	6	6.2	5.55	5	7	6	4	7	8	5	4	4	4	4	6	6	5	5	4	5
3187760	NE00327179	F	OT	5.9	5.45	4.4	2	10	9	3	6	6	4	4	4	3	6	4	6	5	6	5	3
3187770	NE00327199	F	OT	5.8	5.8	4.8	4	8	7	5	6	8	6	2	2	3	5	4	6	3	5	4	4
3187764	NE00327187	F	OT	5.8	5.65	6	4	8	7	5	4	5	4	6	6	6	5	5	5	5	5	4	7
3187744	NE00327147	F	OT	5.7	6.25	5.7	6	5	4	6	3	9	3	4	4	4	3	3	5	6	4	4	5
3187746	NE00327151	F	OT	5.65	5.35	4.25	3	8	8	3	7	7	4	3	3	3	6	5	6	3	5	4	3
3187741	NE00327141	F	OT	5.65	5.15	4.75	5	8	8	3	5	5	5	6	5	6	6	6	6	4	5	4	4
3187767	NE00327193	F	OT	5.6	6	5.75	4	5	5	6	7	6	5	4	5	5	4	6	6	4	7	5	
3187765	NE00327189	F	OT	5.6	5.6	5.05	5	6	6	6	4	7	3	4	3	4	5	4	6	5	4	3	4
3187769	NE00327197	F	OT	5.6	5.55	5.8	4	9	8	4	6	4	6	5	6	6	6	5	6	6	5	5	6
3187740	NE00327139	F	OT	5.55	5.2	5	3	9	9	4	5	4	5	4	4	4	5	6	6	5	5	4	4
3187728	NE00327115	F	OT	5.45	5.9	5.05	6	7	5	6	2	8	4	4	4	4	6	4	7	5	5	4	4
3187749	NE00327157	F	OT	5.45	5.7	6.05	6	7	5	4	4	5	5	7	6	7	5	7	6	7	5	5	6

Encompass E-Z for Beef

Navigate Your Genomic Data with Confidence

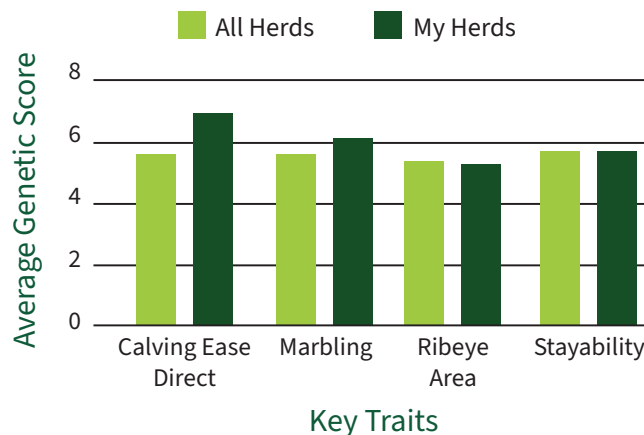
Encompass E-Z gives you the power to get the most from your Igenity Beef results.

Encompass E-Z

The Encompass E-Z online platform gives you the power to get the most from your Igenity Beef results

- Create custom views to focus on traits that are most important to your operation
- Build custom indexes to rank cattle based on your criteria
- Benchmark your herd to define key areas of improvement

My Herd Average Values Compared to All Other Herds



How to find your Encompass E-Z username and password



Username/email: the email address you received your report to
Password: the Customer ID printed on the report

To start on your path to confidence, call 877.Igenity
(877.443.6489) or Scan Here to visit IgenityBeef.com



Navigate Your Genomic Data with Confidence • Learn how at neogen.com/encompass



Neogen Corporation, 620 Leshar Place, Lansing, MI 48912 USA.
© Neogen Corporation 2026. All rights reserved. Neogen and Igenity are registered trademarks and Envigor and SeekSire are trademarks of Neogen Corporation. All other marks mentioned are the property of their respective owners. LK00834