

Reveal[®] Q+ for Fumonisin

DOWNLOAD AND READ KIT INSTRUCTIONS COMPLETELY BEFORE PERFORMING TEST.



Materials Provided:

25 Reveal Q+ for Fumonism test strips
25 Clear sample cups
25 Red dilution cups
02 Bottles of sample diluent

700002625 | 8885

Threshold: 0.3–6 ppm

Testing time: 6 minutes

Call 800.234.5333 to order or visit neogen.com

Test Procedure



1 Prepare by entering the QR code into the Raptor[®] Solo reader.



2 Obtain a representative sample. Grind and weigh out a 10 g sample.



3 Add 50 mL of 65% ethanol to sample.



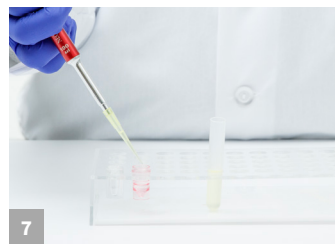
4 Shake vigorously for 3 minutes, or blend for 1 minute.



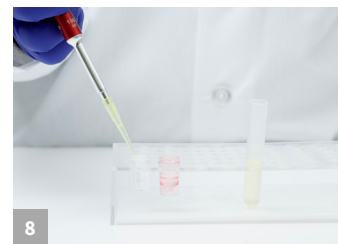
5 Settle, then filter or use a microcentrifuge and spin for 30–60 seconds.



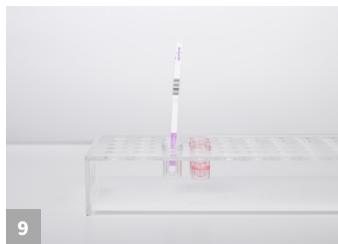
6 Add 200 μ L of sample diluent to the red dilution cup.



7 Add 100 μ L of sample extraction to the red dilution cup and mix up and down 5 times.



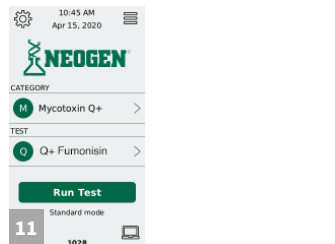
8 Transfer 100 μ L from the red dilution cup into the clear sample cup.



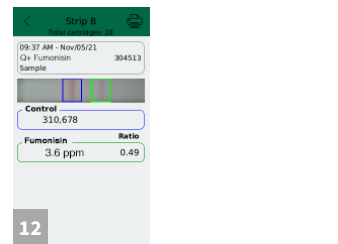
9 Place a new Reveal Q+ for Fumonisin strip into the clear sample cup. Set a timer for 6 minutes.



10 Remove promptly at 6 minutes and interpret results using the Raptor Solo reader.



11 Results are displayed on the unit. Samples greater than 6 ppm must be diluted and retested.



12 To read the next test strip, press change at the bottom of the screen — this allows the user to enter the next Sample ID. Press accept and insert cartridge containing the next test strip.



Call 800.234.5333 to order or visit neogen.com

Ordering Information

700002625 | 8885

Reveal Q+ for Fumonisin

7000002790 | 9696

Raptor Solo Reader

Materials Recommended, Not Provided

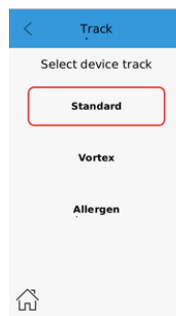
SKU	Item Description
700004011 9428	Sample collection cups with lids
700004012 9248B	
700002492 8073	65% ethanol solution
700002493 8074	
100001350 9401	Agri-grind grinder or equivalent
700004021 9453	
700003932 9172	Microcentrifuge tubes
700003963 9330	Mini centrifuge
	or
700002724 9420	Filter syringes
700002726 9421	Sample collection cups with caps
700002727 9421B	
700004035 9519	Whatman #4 filter paper or equivalent
700006493 9429	
100001422 9860	Pipettor, 100 µL
100001330 9272	
700004020 9488	Pipettor, 200 µL
100001352 9407	
100001353 9410	Pipette tips 1–200 µL
700004099 9417	
700004010 9427	Scale capable of weighing 5–50 g ±0.1 g
100001358 9426	Timer
700002734 9475	Reveal sample cup pack
700004020 9448	Dispensing pump or graduated cylinder
100001367 9447	

Reveal Q+ for Fumonisin

700002625 | 8885

Test with Confidence

Neogen introduces Reveal Q+ for Fumonisin, an easy-to-use, rapid, quantitative lateral flow test that provides unparalleled accuracy in only six minutes.



This assay is intended to be used on the Raptor Solo Platform using the standard mode track.

To access the standard mode program: From the main menu, select the settings icon in the upper left hand corner. Select track replacement.

Return to the home screen by pressing the home icon in the lower left hand corner. Insert the track replacement tool with the arrow facing towards you into the track in the unit.

Gently pull up to remove the track. Insert the standard Endpoint testing track into the unit (track with the blue dot on the right hand side).

Prepare by setting up device. Select Mycotoxin Q+ and Q+ Fumonisin Endpoint. Press run test.

On the next screen, select lot. If not listed, add the lot by scanning the QR code for Raptor Solo.

- Simple ethanol extraction
- Fast time-to-result
- Easy-to-use

