

# Reveal® Q+ for T-2/HT-2

DOWNLOAD AND READ KIT INSTRUCTIONS COMPLETELY BEFORE PERFORMING TEST.



## Materials Provided:

- 25 Reveal Q+ for T-2/HT-2 test strips
- 25 Clear sample cups
- 25 Red dilution cups
- 02 Bottles of sample diluent

700002527 | 8285

Threshold: 50–600 ppb

Testing time: 6 minutes

Call 800.234.5333 to order or visit [neogen.com](https://www.neogen.com)

## Test Procedure



**1**  
Prepare by entering the QR code into the Raptor® Solo reader.



**2**  
Obtain a representative sample. Grind and weigh out a 10 g sample.



**3**  
Add 100 mL of distilled or deionized water to the sample.



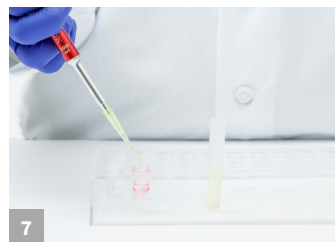
**4**  
Shake vigorously for 3 minutes, or blend for 1 minute.



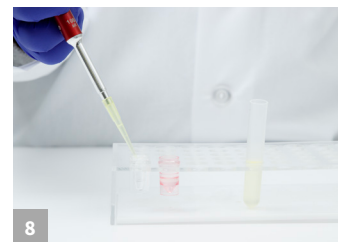
**5**  
Settle, then filter or use a microcentrifuge and spin for 30–60 seconds.



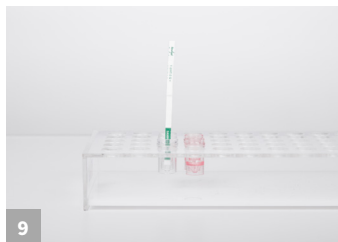
**6**  
Add 500 µL of sample diluent to the red dilution cup.



**7**  
Add 100 µL of sample extraction to the red dilution cup and mix up and down 5 times.



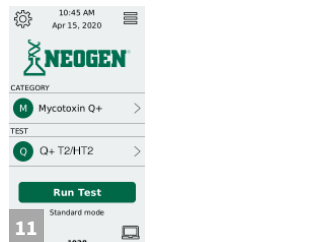
**8**  
Transfer 100 µL from the red dilution cup into the clear sample cup.



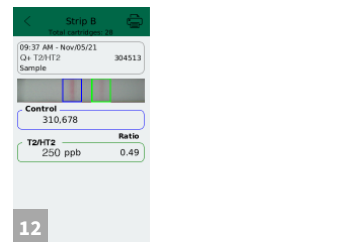
**9**  
Place a new Reveal Q+ for T-2/HT-2 strip into the clear sample cup. Set a timer for 6 minutes.



**10**  
Remove promptly at 6 minutes and interpret results using the Raptor Solo reader.



**11**  
Results are displayed on the unit. Samples greater than 300 ppb must be diluted and retested.



**12**  
To read the next test strip, press change at the bottom of the screen — this allows the user to enter the next Sample ID. Press accept and insert cartridge containing the next test strip.



Call 800.234.5333 to order or visit neogen.com

### Ordering Information

700002527 | 8285  
Reveal Q+ for T-2/HT-2  
700002790 | 9696  
Raptor Solo Reader

### Materials Recommended, Not Provided

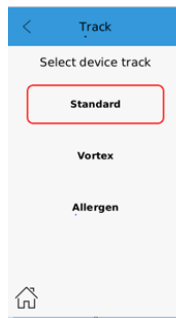
SKU	Item Description
700004011   9428 700004012   9248B	Sample collection cups with lids
100001350   9401 700004021   9453	Agri-grind grinder or equivalent
700003932   9172	Microcentrifuge tubes
700003963   9330	Mini centrifuge or
700002724   9420	Filter syringes
700002726   9421 700002727   9421B	Sample collection cups with caps
700004035   9519 700006493   9429	Whatman #4 filter paper or equivalent
100001422   9860 100001330   9272	Pipettor, 100 µL
700001339   9336	Pipettor, 500 µL
100001352   9407 100001353   9410 700004099   9417	Pipette tips 1–200 µL
100001373   9464 100001378   9487	Pipette tips 100–1000 µL
700004010   9427	Scale capable of weighing 5–50 g ±0.1 g
100001358   9426	Timer
700002734   9475	Reveal sample cup pack
700004020   9448 100001367   9447	Dispensing pump or graduated cylinder

# Reveal Q+ for T-2/HT-2

700002527 | 8285

## Test with Confidence

Neogen introduces Reveal Q+ for T-2/HT-2, an easy-to-use, rapid, quantitative lateral flow test that provides unparalleled accuracy in only six minutes.



This assay is intended to be used on the Raptor Solo Platform using the standard mode track.

To access the standard mode program: From the main menu, select the settings icon in the upper left hand corner. Select track replacement.

Return to the home screen by pressing the home icon in the lower left hand corner. Insert the track replacement tool with the arrow facing towards you into the track in the unit.

Gently pull up to remove the track. Insert the standard Endpoint testing track into the unit (track with the blue dot on the right hand side).

Prepare by setting up device. Select Mycotoxin Q+ and Q+ T-2/HT-2 Endpoint. Press run test.

On the next screen, select lot. If not listed, add the lot by scanning the QR code for Raptor Solo.

- Simple water-based extraction
- Fast time-to-result
- Convenient room temperature storage

