

Reveal® Q+ for Ochratoxin



DOWNLOAD AND READ KIT INSTRUCTIONS COMPLETELY BEFORE PERFORMING TEST.

Materials Provided:

- 25 Reveal Q+ for Ochratoxin test strips
- 25 Clear sample cups
- 25 Red dilution cups
- 01 Bottles of sample diluent

700002612 | 8685

Threshold: 2–20 ppb

Testing time: 9 minutes

Call 800.234.5333 to order or visit neogen.com

Test Procedure



1 Prepare by entering the QR code into the Raptor® Solo reader.



2 Obtain a representative sample. Grind and weigh out a 10 g sample.



3 Add 40 mL of 70% ethanol to sample.



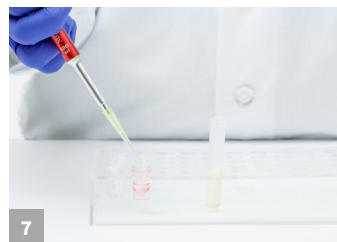
4 Shake vigorously for 3 minutes, or blend for 1 minute.



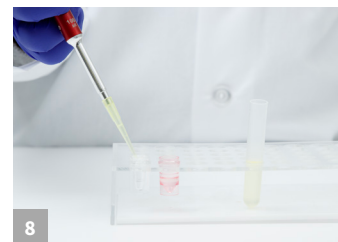
5 Settle, then filter or use a microcentrifuge and spin for 30–60 seconds.



6 Add 200 µL of sample diluent to the red dilution cup.



7 Add 100 µL of sample extraction to the red dilution cup and mix up and down 5 times.



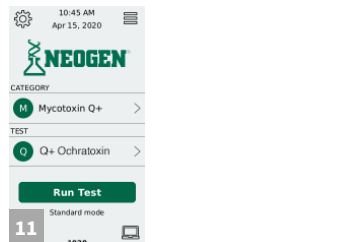
8 Transfer 100 µL from the red dilution cup into the clear sample cup.



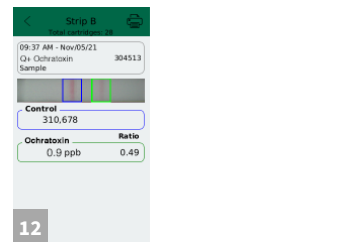
9 Place a new Reveal for Ochratoxin strip into the sample cup. Set a timer for 9 minutes.



10 Remove promptly at 9 minutes and interpret results using the Raptor Solo reader.



11 Results are displayed on the unit. Samples greater than 20 ppb must be diluted and retested.



12 To read the next test strip, press change at the bottom of the screen — this allows the user to enter the next Sample ID. Press Accept and insert cartridge containing the next test strip.



Call 800.234.5333 to order or visit neogen.com

Ordering Information

700002612 | 8685
Reveal Q+ for Ochratoxin
7000002790 | 9696
Raptor Solo Reader

Materials Recommended, Not Provided

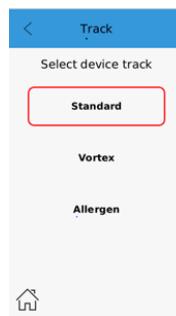
SKU & REF #	Item Description
700004011 9428 700004012 9248B	Sample collection cups with lids
700002488 8055 700002489 8056	70% ethanol solution
100001350 9401 700004021 9453	Agri-grind grinder or equivalent
700003932 9172	Microcentrifuge tubes
700003963 9330	Mini centrifuge or
700002724 9420	Filter syringes
700002726 9421 700002727 9421B	Sample collection cups with caps
700004035 9519 700006493 9429	Whatman #4 filter paper or equivalent
100001422 9860 100001330 9272	Pipettor, 100 µL
700004020 9488	Pipettor, 200 µL
100001352 9407 100001353 9410 700004099 9417	Pipette tips 1–200 µL
700004010 9427	Scale capable of weighing 5–50 g ±0.1 g
100001358 9426	Timer
700002734 9475	Reveal sample cup pack
700004020 9448 100001367 9447	Dispensing pump or graduated cylinder

Reveal Q+ for Ochratoxin

700002612 | 8685

Test with Confidence

Neogen introduces Reveal Q+ for Ochratoxin, an easy-to-use, rapid, quantitative lateral flow test that provides unparalleled accuracy in only nine minutes.



This assay is created to be read on the Raptor Solo Platform using the standard mode track.

To access the standard mode program: From the main menu, select the settings icon in the upper left hand corner. Select track replacement.

Return to the home screen by pressing the home icon in the lower left hand corner. Insert the track replacement tool with the arrow facing towards you into the track in the unit.

Gently pull up to remove the track. Insert the standard Endpoint testing track into the unit (track with the blue dot on the right hand side).

Prepare by setting up device. Select Mycotoxin Q+ and Q+ Ochratoxin Endpoint. Press run test.

On the next screen, select lot. If not listed, add the lot by scanning the QR code for Raptor Solo.

- Simple ethanol extraction
- Fast time-to-result
- Easy-to-use

